


FUTURA 2022

"LA TUBERIA DE TU PROYECTO"




CATÁLOGO 2022




DIRECTORIO


Tijuana:

Ave. Todos los Santos #12402
Parque Industrial Pacifico II
Tijuana, B.C. CP 22644
Tel: 664 660 6363 
tijuana@futuraindustrial.com


Mexicali:

Ave. Lázaro Cárdenas #755
Fracc. Jardines del Lago
Mexicali, B.C. CP 21330
Tel: 686 567 8797 
mexicali@futuraindustrial.com


La Paz:

Calle 16 de Septiembre s/n
Col. Centro
La Paz, BCS. CP 23000
Tel: 662 125 9766 
lapaz@futuraindustrial.com


Cabo San Lucas:

Ave. Prolongacion Leona Vicario L-8B
Colonia Lagunitas
Cabo San Lucas, BCS. CP 23462
Tel: 624 143 5113 
cabosanlucas@futuraindustrial.com


Hermosillo:

Blvd. Garcia Morales #785-A
Colonia El Llano
Hermosillo, SON. CP 83210
Tel: 662 211 3970 
hermosillo@futuraindustrial.com


Ciudad Juarez:

Calle Ruiseñor #6716 Bodega #4
Facc. Del Márquez
CD. Juarez, CHIH. CP 32607
Tel: 656 398 0730 
juarez@futuraindustrial.com


Culiacan:

Ave. Puerto La Paz #1309
Colonia El Vallado
Culiacán, Sin. CP 80110
Tel: 667 760 1913 
culiacan@futuraindustrial.com

Mazatlán:

Blvd. Libramiento 2 S/N
Col. Sn. Jorge
Mazatlán Sin. 
mazatlan@futuraindustrial.com

Chihuahua:

Calle Mina la Princesa #1301
Fracc. La Joya
Chihuahua, CHIH. CP 31060
Tel: 614 435 0035 
chihuahua@futuraindustrial.com



Monterrey:

Ave. Bernardo Reyes #1520
Colonia Industrial
Monterrey, NL. CP 64440
Tel: 818 375 0907 
monterrey@futuraindustrial.com


Torreon:

Calle Muebles #210
Parque Industrial Oriente
Torreón, COAH. CP 27272
Tel: 871 719 1807 
laguna@futuraindustrial.com


Reynosa:

Ave. Sn Rafael Lote 17, porción su Bodega #14
Parque Mol Industrial
Reynosa, Tamps. 
Tel: 899 144 6919 
reynosa@futuraindustrial.com

Guadalajara:

Calle Seis #2549
Zona Industrial Guadalajara
Guadalajara, Jal. Cp 44940
Tel: 333 666 9038 
guadalajara@futuraindustrial.com


Ciudad de México:

Calle Rio #60 Lote Fracc. B. Bodega 10
Colonia San Mateo Iztacalco, Mpio. de Cuautitlán Itzcalli
Estado de México, CP 54713
Tel: 55 5565 3200 
mexico@futuraindustrial.com

León:

Tenería #106
Parque Ecológico Industrial St. Lucia
León, GTO. CP 37490
Tel: 477 763 5884 
leon@futuraindustrial.com






Cancún:

Calle Oaxatun Mz 13 L 30
Col. Región 97 Zona Industrial
Cancún, Riviera Maya. CP 77530
Tel: 998 886 9892 
cancun@futuraindustrial.com

ÍNDICE

01	DIRECTORIO
01-18	PVC SANITARIO MM
02-16	PVC SANITARIO DWV
03-19	SANITARIO ABS
04-20	PP-R BICAPA
05-22	PVC HIDRAULICO CED-40
06-22	PVC HIDRAULICO CLASES CEMENTAR
07-24	PVC HIDRAULICO CED-80
09-26	CPVC MAZ
09-26	CPVC FLOWGUARD
10-27	CPVC CED-80 CORZAN
11-28	CPVC BLAZEMASTER
12-29	PVC CONDUIT
25-35	PE-AL-PE GAS
36	CEMENTOS Y ACCESORIOS
40	PLOMERIA PVC
40	PLOMERIA FLUIDMASTER
40	VALVULAS HAYWARD PVC
40	VALVULAS HAYWARD CPVC
41	PLOMERIA CROMADA
44	PLOMERIA BRONCE
45	TARJAS
51-17	PVC ALCANTARILLADO SIST. INGLES C/A
53-73	PVC ALCANTARILLADO MM C/A
58	PT CORR ELECTRICO
61-75	PVC HIDRAULICO SIST. INGLES C/A
64	PVC HIDRAULICO SIST. METRICO C/A
65	PVC HIDRAULICO SIST. INGLES C/A C900
81	VALVULAS NDS
90	VALVULAS AVM
UC	UBICACIÓN

TUBERIAS SANITARIA NORMA					
Código	Empaque	Descripción	Equivalencia en Pulgadas	Imagen	Unidad
01-MM-040	20	TUBO PVC SANITARIO MM NORMA 40mm x 6Mts.	1 1/2"		Tramo 6 mts
01-MM-050	20	TUBO PVC SANITARIO MM NORMA 50mm x 6Mts.	2"		Tramo 6 mts
01-MM-075	12	TUBO PVC SANITARIO MM NORMA 75mm x 6Mts.	3"		Tramo 6 mts
01-MM-100	10	TUBO PVC SANITARIO MM NORMA 100mm x 6Mts.	4"		Tramo 6 mts
01-MM-160	6	TUBO PVC SANITARIO MM NORMA 160mm x 6Mts.	6"		Tramo 6 mts
01-MM-200	6	TUBO PVC SANITARIO MM NORMA 200mm x 6Mts.	8"		Tramo 6 mts
CONEXION SAN MM					
Código	Empaque	Descripción	Equivalencia en Pulgadas	Imagen	Unidad
18-01	400	CODO SANITARIO MM 90°x 40mm CEMENTAR	1 1/2"		PZA
18-02	250	CODO SANITARIO MM 90°x 50mm CEMENTAR	2"		PZA
18-03	80	CODO SANITARIO MM 90°x 75mm CEMENTAR	3"		PZA
18-04	30	CODO SANITARIO MM 90°x110mm CEMENTAR	4"		PZA
18-05	12	CODO SANITARIO MM 90°x160mm CEMENTAR	6"		PZA
18-65	10	CODO SANITARIO MM 90°x200mm CEMENTAR	8"		PZA
18-06	500	CODO SANITARIO MM 45°x 40mm CEMENTAR	1 1/2"		PZA
18-07	350	CODO SANITARIO MM 45°x 50mm CEMENTAR	2"		PZA
18-08	100	CODO SANITARIO MM 45°x 75mm CEMENTAR	3"		PZA
18-09	45	CODO SANITARIO MM 45°x110mm CEMENTAR	4"		PZA
18-10	16	CODO SANITARIO MM 45°x160mm CEMENTAR	6"		PZA
18-099	12	CODO SANITARIO MM 45°x200mm CEMENTAR	8"		PZA
18-14	30	CODO SANITARIO MM 90°x110mm SAL. LATERAL 50mm CEMENTAR	90°x4x2		PZA
18-15	30	CODO SANITARIO MM 90°x110mm SAL. TRASERA 50mm CEMENTAR	90°x4x2		PZA
18-17	20	CODO SANITARIO MM 90°x110mm SAL.2/LATERALES 50mm CEMENTAR	90°x4x2x2		PZA
18-21	150	TEE SANITARIA MM 40mm CEMENTAR	1 1/2"		PZA
18-22	150	TEE SANITARIA MM 50mm CEMENTAR	2"		PZA
18-23	50	TEE SANITARIA MM 75mm CEMENTAR	3"		PZA
18-24	24	TEE SANITARIA MM 110mm CEMENTAR	4"		PZA
18-25	6	TEE SANITARIA MM 160mm CEMENTAR	6"		PZA
18-66	10	TEE SANITARIA MM 200mm CEMENTAR	8"		PZA
18-27	35	TEE SANITARIA MM RED. 110mmx50mm CEMENTAR	4x4x2		PZA
18-26	16	TEE SANITARIA MM RED. 160mmx100mm CEMENTAR	6x6x4		PZA
18-67	10	TEE SANITARIA MM RED. 200mmx160mm CEMENTAR	8x8x6		PZA
18-30	800	COPEL SANITARIO MM 40mm CEMENTAR	1 1/2"		PZA
18-31	500	COPEL SANITARIO MM 50mm CEMENTAR	2"		PZA
18-32	200	COPEL SANITARIO MM 75mm CEMENTAR	3"		PZA
18-33	70	COPEL SANITARIO MM 110mm CEMENTAR	4"		PZA
18-34	28	COPEL SANITARIO MM 160mm CEMENTAR	6"		PZA
18-68	10	COPEL SANITARIO MM 200mm CEMENTAR	8"		PZA
18-35	200	YEE SANITARIA MM 40mm CEMENTAR	1 1/2"		PZA
18-36	100	YEE SANITARIA MM 50mm CEMENTAR	2"		PZA
18-37	30	YEE SANITARIA MM 75mm CEMENTAR	3"		PZA
18-38	14	YEE SANITARIA MM 110mm CEMENTAR	4"		PZA
18-39	4	YEE SANITARIA MM 160mm CEMENTAR	6"		PZA
18-41	35	YEE SANITARIA MM RED. 110mmx50mm CEMENTAR	4x2		PZA
18-59	16	YEE SANITARIA MM RED. 160mmx100mm CEMENTAR	6x4		PZA

CONEXION SAN MM					
Código	Empaque	Descripción	Equivalencia en Pulgadas	Imagen	Unidad
18-44	750	RED. BUSHING SANITARIA MM 50mmx40mm CEMENTAR	2x 1 1/2"		PZA
18-46	200	RED. BUSHING SANITARIA MM 75mmx50mm CEMENTAR	3x2		PZA
18-48	100	RED. BUSHING SANITARIA MM 110mmx50mm CEMENTAR	4x2		PZA
18-49	100	RED. BUSHING SANITARIA MM 110mmx75mm CEMENTAR	4x3		PZA
18-50	50	RED. BUSHING SANITARIA MM 160mmx110mm CEMENTAR	6x4		PZA
18-70	30	RED. BUSHING SANITARIA MM 200mmx160mm CEMENTAR	8x6		PZA
18-52	70	COLADERA INTEGRAL C/TORN. SANITARIA 110mm CEMENTAR	4		PZA
18-53	70	COLADERA UNIVERSAL CEMENTAR			PZA
18-54	1200	TAPA DE INSERCIÓN SANITARIA MM 50mm CEMENTAR	2"		PZA
18-55A	400	TAPA DE INSERCIÓN SANITARIA MM 75mm CEMENTAR	3"		PZA
18-56	150	TAPA DE INSERCIÓN SANITARIA MM 110mm CEMENTAR	4"		PZA
18-57	50	TAPA DE INSERCIÓN SANITARIA MM 160mm CEMENTAR	6"		PZA
18-61	50	CESPOL BOTE SANITARIO MM 1 SALIDA 50mm CEMENTAR	2"		PZA
18-63	50	CESPOL BOTE SANITARIO MM 2 SALIDAS 50mm CEMENTAR	2"		PZA

TUBERIA SANITARIA DWV SIST INGLES

Código	Empaque	Descripción	Equivalencia en Pulgadas	Imagen	Unidad
02-15-DWV	20	TUBO PVC DWV SIST. ING. 1 1/2" x 6Mts.	1 1/2"		Tramo 6 mts
02-20-DWV	15	TUBO PVC DWV SIST. ING. 2" x 6Mts.	2"		Tramo 6 mts
02-30-DWV	10	TUBO PVC DWV SIST. ING. 3" x 6Mts.	3"		Tramo 6 mts
02-40-DWV	8	TUBO PVC DWV SIST. ING. 4" x 6Mts.	4"		Tramo 6 mts
02-60-DWV	6	TUBO PVC DWV SIST. ING. 6" x 6Mts.	6"		Tramo 6 mts

02-40-015	20	TUBO PVC DWV CED-40 1 1/2x6Mts.	1 1/2"		Tramo 6 mts
02-40-020	15	TUBO PVC DWV CED-40 2x6Mts.	2"		Tramo 6 mts
02-40-030	10	TUBO PVC DWV CED-40 3x6Mts.	3"		Tramo 6 mts
02-40-040	8	TUBO PVC DWV CED-40 4x6Mts.	4"		Tramo 6 mts
02-40-060	6	TUBO PVC DWV CED-40 6x6Mts.	6"		Tramo 6 mts
02-40-080	6	TUBO PVC DWV CED-40 8x6Mts.	8"		Tramo 6 mts





CONEXION SAN DWV SISTEMA INGLES

Código	Empaque	Descripción	Equivalencia en Pulgadas	Imagen	Unidad	
16-5866	100	CONECTOR HEMBRA PVC DWV SANITARIA 1 1/2	1 1/2"		PZA	
16-5867	50	CONECTOR HEMBRA PVC DWV SANITARIA 2	2"		PZA	
16-5869	35	CONECTOR HEMBRA PVC DWV SANITARIA 3	3"		PZA	
16-6396	10	CONECTOR HEMBRA PVC DWV SANITARIA 4	4"		PZA	
16-6147	10	CONECTOR HEMBRA PVC DWV SANITARIA 6"	6"		PZA	
16-5927	50	CONECTOR MACHO PVC DWV SANITARIO 1 1/2	1 1/2"		PZA	
16-5928	50	CONECTOR MACHO PVC DWV SANITARIO 2	2"		PZA	
16-5929	25	CONECTOR MACHO PVC DWV SANITARIO 3	3"		PZA	
16-5930	25	CONECTOR MACHO PVC DWV SANITARIO 4	4"		PZA	
16-5920	20	ANILLO OFF-SET PVC DWV SANITARIO 4x3	4"x3"		PZA	
16-5902	30	ANILLO PVC DWV SANITARIO 4	4"		PZA	
16-5903	25	ANILLO PVC DWV SANITARIO 4x3	4"x3"		PZA	
16-5890	100	CODO CALLE PVC DWV SANITARIO 45° x 1 1/2	1 1/2"		PZA	
16-5891	50	CODO CALLE PVC DWV SANITARIO 45° x 2	2"		PZA	
16-5892	25	CODO CALLE PVC DWV SANITARIO 45° x 3	3"		PZA	
16-5893	9	CODO CALLE PVC DWV SANITARIO 45° x 4	4"		PZA	
16-5880	30	CODO CALLE PVC DWV SANITARIO 90° x 1 1/2	1 1/2"		PZA	
16-5881	50	CODO CALLE PVC DWV SANITARIO 90° x 2	2"		PZA	
16-5882	20	CODO CALLE PVC DWV SANITARIO 90° x 3	3"		PZA	
16-5883	10	CODO CALLE PVC DWV SANITARIO 90° x 4	4"		PZA	
16-5885	100	CODO PVC DWV SANITARIO 45° x 1 1/2	1 1/2"		PZA	
16-5886	50	CODO PVC DWV SANITARIO 45° x 2	2"		PZA	
16-5887	25	CODO PVC DWV SANITARIO 45° x 3	3"		PZA	
16-5888	15	CODO PVC DWV SANITARIO 45° x 4	4"		PZA	
16-6132	5	CODO PVC DWV SANITARIO 45° x 6	6"		PZA	
16-6134	4	CODO PVC DWV SANITARIO 45° x 8	8"		PZA	
16-5876	100	CODO PVC DWV SANITARIO 90° x 1 1/2	1 1/2"			PZA
16-5877	50	CODO PVC DWV SANITARIO 90° x 2	2"			PZA
16-5878	25	CODO PVC DWV SANITARIO 90° x 3	3"	PZA		
16-5879	10	CODO PVC DWV SANITARIO 90° x 4	4"	PZA		
16-6130	4	CODO PVC DWV SANITARIO 90° x 6	6"	PZA		
16-6131	4	CODO PVC DWV SANITARIO 90° x 8	8"	PZA		

CONEXION SAN DWV SISTEMA INGLES

Código	Empaque	Descripción	Equivalencia en Pulgadas	Imagen	Unidad	
16-6041	25	CODO TALON PVC DWV SANITARIO 3x3x1 1/2	3"x3"x1 1/2"		PZA	
16-6042	25	CODO TALON PVC DWV SANITARIO 3x3x2	3"x3"x2"		PZA	
16-6043	6	CODO TALON PVC DWV SANITARIO 4x4x2	4"x4"x2"		PZA	
16-6393	100	CONECTOR ESPIGA C/CUTER PVC DWV SANITARIO 1 1/2	1 1/2"		PZA	
16-5933	100	COPLE PVC DWV SANITARIO 1 1/2	1 1/2"		PZA	
16-5934	100	COPLE PVC DWV SANITARIO 2	2"		PZA	
16-5935	60	COPLE PVC DWV SANITARIO 3	3"		PZA	
16-5936	25	COPLE PVC DWV SANITARIO 4	4"		PZA	
16-6143	5	COPLE PVC DWV SANITARIO 6	6"		PZA	
16-6150	8	COPLE PVC DWV SANITARIO 8	8"		PZA	
16-5906	50	RED. BUSHING PVC DWV SANITARIA 2x1 1/2	2"x1 1/2"			PZA
16-5907	30	RED. BUSHING PVC DWV SANITARIA 3x1 1/2	3"x1 1/2"			PZA
16-5908	30	RED. BUSHING PVC DWV SANITARIA 3x2	3"x2"	PZA		
16-5910	30	RED. BUSHING PVC DWV SANITARIA 4x2	4"x2"	PZA		
16-5909	30	RED. BUSHING PVC DWV SANITARIA 4x3	4"x3"	PZA		
16-5914	10	RED. BUSHING PVC DWV SANITARIA 6X4	6"x4"	PZA		
16-6149	3	RED. BUSHING PVC DWV SANITARIA 8x6	8"x6"	PZA		
16-5948	25	RED. CAMPANA PVC DWV 2"x1 1/2"	2"x1 1/2"			PZA
16-5950	20	RED. CAMPANA PVC DWV 3"x2"	3"x2"		PZA	
16-5951	10	RED. CAMPANA PVC DWV 4"x2"	4"x2"		PZA	
16-5952	20	RED. CAMPANA PVC DWV 4"x3"	4"x3"		PZA	
16-5977	20	TAPON CACHUCHA PVC DWV SANITARIO 1 1/2	1 1/2"		PZA	
16-5978	15	TAPON CACHUCHA PVC DWV SANITARIO 2"	2"		PZA	
16-5979	10	TAPON CACHUCHA PVC DWV SANITARIO 3"	3"		PZA	
16-5980	5	TAPON CACHUCHA PVC DWV SANITARIO 4"	4"		PZA	
16-5938	50	TAPON MACHO PVC DWV 1 1/2"	1 1/2"		PZA	
16-5939	50	TAPON MACHO PVC DWV 2"	2"		PZA	
16-5941	25	TAPON MACHO PVC DWV 3"	3"		PZA	
16-5942	30	TAPON MACHO PVC DWV 4"	4"		PZA	
16-6146	10	TAPON MACHO PVC DWV 6"	6"		PZA	
16-5812	60	TEE DOBLE PVC DWV SANITARIA 1 1/2	1 1/2"			PZA
16-5813	25	TEE DOBLE PVC DWV SANITARIA 2	2"	PZA		
16-5814	6	TEE DOBLE PVC DWV SANITARIA 3	3"	PZA		
16-5815	6	TEE DOBLE PVC DWV SANITARIA 4	4"	PZA		
16-5820	10	TEE DOBLE RED. PVC DWV SANITARIA 3x3x2x2	3"x3"x2"x2"	PZA		
16-5240	5	TEE DOBLE RED. PVC DWV SANITARIA 4x4x2x2	4"x4"x2"x2"	PZA		
16-5752	60	TEE PVC DWV SANITARIA 1 1/2	1 1/2"			PZA
16-5753	35	TEE PVC DWV SANITARIA 2	2"			PZA
16-5754	15	TEE PVC DWV SANITARIA 3	3"		PZA	
16-5755	5	TEE PVC DWV SANITARIA 4	4"		PZA	
16-5756	3	TEE PVC DWV SANITARIA 6	6"		PZA	
16-5775	2	TEE PVC DWV SANITARIA 8	8"		PZA	

CONEXION SAN DWV SISTEMA INGLES

Código	Empaque	Descripción	Equivalencia en Pulgadas	Imagen	Unidad
16-5758	50	TEE RED. PVC DWV SANITARIA 2x2x1 1/2	2"x2"x1 1/2"		PZA
16-5763	15	TEE RED. PVC DWV SANITARIA 3x3x2	3"x3"x2"		PZA
16-5765	10	TEE RED. PVC DWV SANITARIA 4x4x2	4"x4"x2"		PZA
16-5766	10	TEE RED. PVC DWV SANITARIA 4x4x3	4"x4"x3"		PZA
16-5768	5	TEE RED. PVC DWV SANITARIA 6x6x4	6"x6"x4"		PZA
16-5214	25	TRAMPA PVC DWV SANITARIA 1 1/2	1 1/2"		PZA
16-5222	15	TRAMPA PVC DWV SANITARIA 2	2"		PZA
16-5230	10	TRAMPA PVC DWV SANITARIA 3	3"		PZA
16-5231	4	TRAMPA PVC DWV SANITARIA 4	4"		PZA
16-5839	20	YEE DOBLE PVC DWV SANITARIA 2	2"		PZA
16-5840	8	YEE DOBLE PVC DWV SANITARIA 3	3"		PZA
16-5841	5	YEE DOBLE PVC DWV SANITARIA 4	4"		PZA
16-5842	1	YEE DOBLE PVC DWV SANITARIA 6	6"		PZA
16-5845	6	YEE DOBLE RED. PVC DWV SANITARIA 4x4x2x2	4"x4"x2"x2"		PZA
16-6142	3	YEE DOBLE RED. PVC DWV SANITARIA 6x6x4x4	6"x6"x4"x2"		PZA
16-5822	50	YEE PVC DWV SANITARIA 1 1/2	1 1/2"		PZA
16-5823	25	YEE PVC DWV SANITARIA 2	2"		PZA
16-5824	15	YEE PVC DWV SANITARIA 3	3"		PZA
16-5825	8	YEE PVC DWV SANITARIA 4	4"		PZA
16-6135	2	YEE PVC DWV SANITARIA 6	6"		PZA
16-6139	2	YEE PVC DWV SANITARIA 8	8"		PZA
16-5828	12	YEE RED. PVC DWV SANITARIA 3x3x2	3"x3"x2"		PZA
16-5829	10	YEE RED. PVC DWV SANITARIA 4x4x2	4"x4"x2"		PZA
16-6137	4	YEE RED. PVC DWV SANITARIA 6x6x4	6"x6"x4"		PZA

TUBERIA ABS					
Código	Empaque	Descripción	Equivalencia en Pulgadas	Imagen	Unidad
03-30-15	20	TUBO ABS GOLD DWV CED-30 1 1/2" x 6Mts.	1 1/2"		Tramo 6 mts
03-30-20	15	TUBO ABS GOLD DWV CED-30 2" x 6Mts.	2"		Tramo 6 mts
03-30-30	10	TUBO ABS GOLD DWV CED-30 3" x 6Mts.	3"		Tramo 6 mts
03-30-40	8	TUBO ABS GOLD DWV CED-30 4" x 6Mts.	4"		Tramo 6 mts
03-S30-60	5	TUBO ABS SEWER GOLD CED-30 6" x 6Mts.	6"		Tramo 6 mts
03-40-15	20	TUBO ABS GOLD DWV CED-40 1 1/2" x 6Mts.	1 1/2"		Tramo 6 mts
03-40-20	15	TUBO ABS GOLD DWV CED-40 2" x 6Mts.	2"		Tramo 6 mts
03-40-30	10	TUBO ABS GOLD DWV CED-40 3" x 6Mts.	3"		Tramo 6 mts
03-40-40	8	TUBO ABS GOLD DWV CED-40 4" x 6Mts.	4"		Tramo 6 mts
03-40-60	5	TUBO ABS GOLD DWV CED-40 6" x 6Mts.	6"		Tramo 6 mts
03-S40-60	5	TUBO ABS SEWER GOLD CED-40 6" x 6Mts.	6"	Tramo 6 mts	
CONEXIÓN ABS					
Código	Empaque	Descripción	Equivalencia en Pulgadas	Imagen	Unidad
19-102151L	40	TEE ABS SANITARIA 1 1/2"	1 1/2"		PZA
19-102152L	25	TEE ABS SANITARIA 2"	2"		PZA
19-102153	18	TEE ABS SANITARIA 3"	3"		PZA
19-102154L	12	TEE ABS SANITARIA 4"	4"		PZA
19-102156	3	TEE ABS SANITARIA 6"	6"		PZA
19-102126L	50	TEE RED. ABS SANITARIA 2" x 1 1/2"	2"x1 1/2"		PZA
19-102127L	50	TEE RED. ABS SANITARIA 2" x 1 1/2"x2"	2"x1 1/2"x2"		PZA
19-102128L	50	TEE RED. ABS SANITARIA 2" x 1 1/2"x1 1/2"	2"x1 1/2"x1 1/2"		PZA
19-102130L	20	TEE RED. ABS SANITARIA 3" x 2"	3"x2"		PZA
19-102131	20	TEE RED. ABS SANITARIA 3" x 1 1/2"	3"x1 1/2"		PZA
19-102134	20	TEE RED. ABS SANITARIA 4" x 2"	4"x2"		PZA
19-102136	10	TEE RED. ABS SANITARIA 4" x 3"	4"x3"		PZA
19-102186	10	CRUZ (TEE DOBLE) ABS SANITARIA 2"	2"		PZA
19-102184	10	CRUZ (TEE DOBLE) ABS SANITARIA 3"	3"		PZA
19-102185	5	CRUZ (TEE DOBLE) ABS SANITARIA 4"	4"		PZA
19-102181	20	CRUZ RED. (TEE DOBLE) ABS SANITARIA 3" x 2"	3"x2"		PZA
19-102190	5	CRUZ RED. (TEE DOBLE) ABS SANITARIA 4" x 2"	4"x2"		PZA
19-102244	20	CODO TALON ABS SANITARIO 3x1 1/2	3"x1 1/2"		PZA
19-102245	20	CODO TALON ABS SANITARIO 3x2	3"x2"		PZA
19-102249	18	CODO TALON ABS SANITARIO 4x2	4"x2"		PZA
19-102251L	50	CODO ABS SANITARIO 90° x 1 1/2	1 1/2"		PZA
19-102252L	100	CODO ABS SANITARIO 90° x 2	2"		PZA
19-102253L	25	CODO ABS SANITARIO 90° x 3	3"		PZA
19-102254L	18	CODO ABS SANITARIO 90° x 4	4"		PZA
19-102256	5	CODO ABS SANITARIO 90° x 6	6"		PZA
19-102301L	70	YEE ABS SANITARIA 1 1/2	1 1/2"		
19-102302L	40	YEE ABS SANITARIA 2	2"	PZA	
19-102303L	10	YEE ABS SANITARIA 3	3"	PZA	
19-102304L	10	YEE ABS SANITARIA 4	4"	PZA	
19-102306	2	YEE ABS SANITARIA 6	6"	PZA	

FUTURA INDUSTRIAL, S.A. DE C.V.

Corporativo: Ave. Todos los Santos no. 12402 Parque Industrial Pacifico II Tijuana, Baja California C.P. 22412

Tel: 664 660 63 63











www.futuraindustrial.com

CONEXIÓN ABS					
Código	Empaque	Descripción	Equivalencia en Pulgadas	Imagen	Unidad
19-102326L	20	YEE RED. ABS SANITARIA 3" x 2"	3"x2"		PZA
19-102327L	15	YEE RED. ABS SANITARIA 4" x 3"	4"x3"		PZA
19-102328L	15	YEE RED. ABS SANITARIA 4" x 2"	4"x2"		PZA
19-102331L	20	YEE RED. ABS SANITARIA 3' x 1 1/2"	3"x1 1/2"		PZA
19-102353	15	YEE DOBLE ABS SANITARIA 3"	3"		PZA
19-102354	5	YEE DOBLE ABS SANITARIA 4"	4"		PZA
19-102451L	125	CODO CALLE ABS SANITARIO 90° x 1 1/2"	1 1/2"		PZA
19-102452L	50	CODO CALLE ABS SANITARIO 90° x 2"	2"		PZA
19-102453L	25	CODO CALLE ABS SANITARIO 90° x 3"	3"		PZA
19-102454L	10	CODO CALLE ABS SANITARIO 90° x 4"	4"		PZA
19-102501	125	CODO ABS SANITARIO 45° x 1 1/2"	1 1/2"		PZA
19-102502	50	CODO ABS SANITARIO 45° x 2"	2"		PZA
19-102503	40	CODO ABS SANITARIO 45° x 3"	3"		PZA
19-102504	15	CODO ABS SANITARIO 45° x 4"	4"		PZA
19-102506	8	CODO ABS SANITARIO 45° x 6"	6"		PZA
19-102752	75	RED. BUSHING ABS SANITARIA 2x1 1/2"	2"x1 1/2"		
19-102754	30	RED. BUSHING ABS SANITARIA 3x2"	3"x2"	PZA	
19-102756	30	RED. BUSHING ABS SANITARIA 4x3"	4"x3"	PZA	
19-102758	25	RED. BUSHING ABS SANITARIA 4x2"	4"x2"	PZA	
19-102762	35	RED. BUSHING ABS SANITARIA 3x1 1/2"	3"x1 1/2"	PZA	
19-102767	24	RED. BUSHING ABS SANITARIA 6x4"	6"x4"	PZA	
19-102871	125	CONECTOR MACHO ABS SANITARIO 1 1/2"	1 1/2"		PZA
19-102872	80	CONECTOR MACHO ABS SANITARIO 2"	2"		PZA
19-102873	30	CONECTOR MACHO ABS SANITARIO 3"	3"		PZA
19-102874	20	CONECTOR MACHO ABS SANITARIO 4"	4"		PZA
19-102891	100	CONECTOR HEMBRA ABS SANITARIO 1 1/2"	1 1/2"		PZA
19-102892	75	CONECTOR HEMBRA ABS SANITARIO 2"	2"		PZA
19-102893	30	CONECTOR HEMBRA ABS SANITARIO 3"	3"		PZA
19-102894	25	CONECTOR HEMBRA ABS SANITARIO 4"	4"		PZA
19-102896	10	CONECTOR HEMBRA ABS SANITARIO 6"	6"		PZA
19-103001	125	COPLA ABS SANITARIO 1 1/2"	1 1/2"		PZA
19-103002	100	COPLA ABS SANITARIO 2"	2"		PZA
19-103003	25	COPLA ABS SANITARIO 3"	3"		PZA
19-103004	32	COPLA ABS SANITARIO 4"	4"		PZA
19-103006	12	COPLA ABS SANITARIO 6"	6"		PZA
19-103022	75	RED. CAMPANA 2 X 1 1/2"	2"x1 1/2"		PZA
19-103023	35	RED. CAMPANA 3 X 1 1/2"	3"x1 1/2"		PZA
19-103024	35	RED. CAMPANA 3 X 2"	3"x2"		PZA
19-103025	20	RED. CAMPANA 4 X 2"	4"x2"		PZA
19-103026	30	RED. CAMPANA 4 X 3"	4"x3"		PZA

CONEXIÓN ABS					
Código	Empaque	Descripción	Equivalencia en Pulgadas	Imagen	Unidad
19-103051S	100	TAPON MACHO ABS SANITARIO 1 1/2"	1 1/2"		PZA
19-103052S	100	TAPON MACHO ABS SANITARIO 2"	2"		PZA
19-103053S	50	TAPON MACHO ABS SANITARIO 3"	3"		PZA
19-103054S	20	TAPON MACHO ABS SANITARIO 4"	4"		PZA
19-103056S	10	TAPON MACHO ABS SANITARIO 6"	6"		PZA
19-103081	90	TAPON CACHUCHA ABS SANITARIO 1 1/2"	1 1/2"		
19-103082	110	TAPON CACHUCHA ABS SANITARIO 2"	2"	PZA	
19-103083S	30	TAPON CACHUCHA ABS SANITARIO 3"	3"	PZA	
19-103084S	20	TAPON CACHUCHA ABS SANITARIO 4"	4"	PZA	
19-103086	10	TAPON CACHUCHA ABS SANITARIO 6"	6"	PZA	
19-103201S	25	TRAMPA ABS SANITARIA 1 1/2"	1 1/2"		
19-103202	20	TRAMPA ABS SANITARIA 2"	2"		PZA
19-103203	10	TRAMPA ABS SANITARIA 3"	3"		PZA
19-103204	6	TRAMPA ABS SANITARIA 4"	4"		PZA
19-103603	30	ANILLO ABS SANITARIO 4"	4"		PZA
19-103633	30	ANILLO ABS SANITARIO 4" x 3"	4"x3"		PZA
19-103644	15	ANILLO OFF-SET ABS SANITARIO 4" x 3"	4"x3"		PZA
19-123284	4	VALVULA CHECK ABS 4"	4"		PZA

ALCANTARILLADO SAN SIST. INGLES C/A

[Regresar](#)


TUBERIA ALCANTARILLADA SDR-35					
Código	Empaque	Descripción	Equivalencia en Pulgadas	Imagen	Unidad
51-35-060-1	7	TUBO PVC SANITARIO RD-35 6" x 6.Mts. C/ANILLO	6"		Tramo 6.0 Mts.
51-35-080-1	6	TUBO PVC SANITARIO RD-35 8" x 6.Mts. C/ANILLO	8"		Tramo 6.0 Mts.
51-35-100-1	4	TUBO PVC SANITARIO RD-35 10" x 6.Mts. C/ANILLO	10"		Tramo 6.0 Mts.
51-35-120-1	4	TUBO PVC SANITARIO RD-35 12" x 6.Mts. C/ANILLO	12"		Tramo 6.0 Mts.
CONEXIÓN SANITARIA SEWER COMPATIBLE CON ABS Y SDR35 SEWER					
Código	Empaque	Descripción	Equivalencia en Pulgadas	Imagen	Unidad
17-414106	5	TEE PVC SEWER CEMENTAR 6"	6"		PZA
17-414109	5	TEE PVC SEWER CEMENTAR 8"	8"		PZA
17-414129	1	TEE PVC SEWER RED. CEMENTAR 8" x 6"	8"x6"		PZA
17-414136	4	YEE PVC SEWER 6" CEMENTAR	6"		PZA
17-414137	1	YEE PVC SEWER 8" CEMENTAR	8"		PZA
17-414139	1	YEE PVC SEWER RED. 8" x 6" CEMENTAR	8"x6"		PZA
17-414156	7	CODO PVC SEWER 90° x 6" CEMENTAR	6"		PZA
17-414158	1	CODO PVC SEWER 90° x 8" CEMENTAR	8"		PZA
17-414186	10	CODO PVC SEWER 45° x 6" CEMENTAR	6"		PZA
17-414188	1	CODO PVC SEWER 45° x 8" CEMENTAR	8"		PZA
17-414215	1	COPLER PVC SEWER 8" CEMENTAR	6"		PZA
17-414216	10	COPLER PVC SEWER 6" CEMENTAR	8"		PZA
17-414231	20	RED. BUSHING PVC SEWER 6" x 4" CEMENTAR	6"x4"		PZA
17-414303	8	RED. BUSHING PVC SEWER 8" x 6" CEMENTAR	8"x6"		PZA
17-414266	30	TAPON CACHUCHA PVC SEWER 6" CEMENTAR	6"		PZA
17-414268	8	TAPON CACHUCHA PVC SEWER 8" CEMENTAR	8"		PZA
17-414286	25	TAPON MACHO PVC SEWER 6" CEMENTAR	6"		PZA
17-414336	15	ADAPTER HEMBRA 6" PVC SEWER CEMENTAR	6"		PZA

PVC ALCANTARILLADO SIST. METRICO C/A




[Regresar](#)

TUBERIA ALCANTARILLA SIST. METRICO CAMPA-ANILLO

Código	Empaque	Descripción	Equivalencia en Pulgadas	Imagen	Unidad
53-20-110	10	TUBO ALCANTARILLADO C/C S-20 110MM x 6Mts.	4"		Tramo 6 Mts
53-20-160	7	TUBO ALCANTARILLADO C/C S-20 160MM x 6Mts.	6"		Tramo 6 Mts
53-20-200	6	TUBO ALCANTARILLADO C/C S-20 200MM x 6Mts.	8"		Tramo 6 Mts
53-20-250	4	TUBO ALCANTARILLADO C/C S-20 250MM x 6Mts.	10"		Tramo 6 Mts
53-20-315	4	TUBO ALCANTARILLADO C/C S-20 315MM x 6Mts.	12"		Tramo 6 Mts
53-20-355		TUBO ALCANTARILLADO C/C S-20 355MM x 6Mts.	14"		Tramo 6 Mts
53-20-400		TUBO ALCANTARILLADO C/C S-20 400MM x 6Mts.	16"		Tramo 6 Mts
53-20-450		TUBO ALCANTARILLADO C/C S-20 450MM x 6Mts.	18"		Tramo 6 Mts
53-20-500		TUBO ALCANTARILLADO C/C S-20 500MM x 6Mts.	20"		Tramo 6 Mts
53-20-630		TUBO ALCANTARILLADO C/C S-20 630MM x 6Mts.	24"		Tramo 6 Mts
53-20-800		TUBO ALCANTARILLADO C/C S-20 800MM x 6Mts.	30"		Tramo 6 Mts

53-25-160	7	TUBO ALCANTARILLADO C/C S-25 160MM x 6Mts.	6"		Tramo 6 Mts
53-25-200	6	TUBO ALCANTARILLADO C/C S-25 200MM x 6Mts.	8"		Tramo 6 Mts
53-25-250	4	TUBO ALCANTARILLADO C/C S-25 250MM x 6Mts.	10"		Tramo 6 Mts
53-25-315	4	TUBO ALCANTARILLADO C/C S-25 315MM x 6Mts.	12"		Tramo 6 Mts
53-25-355		TUBO ALCANTARILLADO C/C S-25 355MM x 6Mts.	14"		Tramo 6 Mts
53-25-400		TUBO ALCANTARILLADO C/C S-25 400MM x 6Mts.	16"		Tramo 6 Mts
53-25-450		TUBO ALCANTARILLADO C/C S-25 450MM x 6Mts.	18"		Tramo 6 Mts
53-25-500		TUBO ALCANTARILLADO C/C S-25 500MM x 6Mts.	20"		Tramo 6 Mts
53-25-630		TUBO ALCANTARILLADO C/C S-25 630MM x 6Mts.	24"		Tramo 6 Mts
53-25-800		TUBO ALCANTARILLADO C/C S-25 800MM x 6Mts.	30"		Tramo 6 Mts

CONEXIÓN PVC ALCANTARILLADA SISTEMA METRICO

Código	Empaque	Descripción	Equivalencia en Pulgadas	Imagen	Unidad
73-643023		CODO PVC ALCANT. MM 160mmx45	6"		PZA
73-643227		YEE PVC ALCANT. MM 200mmx160mm	8"		PZA
73-643403		SILLETA PVC ALCANT. MM 200mmx160mm	8"x6"		PZA
73-643405		SILLETA PVC ALCANT. MM 250mmx160mm	10"x6"		PZA
73-643407		SILLETA PVC ALCANT. MM 315mmx160mm	12"x6"		PZA

TUBERIA PVC HIDRAULICA CEMENTAR CED-40					
Código	Empaque	Descripción	Equivalencia en Pulgadas	Imagen	Unidad
05-40-005	10	TUBO PVC HIDRAULICO CED-40 1/2" x 6Mts. C/C	1/2"		Tramo 6 mts
05-40-007	10	TUBO PVC HIDRAULICO CED-40 3/4" x 6Mts. C/C	3/4"		Tramo 6 mts
05-40-010	10	TUBO PVC HIDRAULICO CED-40 1" x 6Mts. C/C	1"		Tramo 6 mts
05-40-012	20	TUBO PVC HIDRAULICO CED-40 1 1/4" x 6Mts. C/C	1 1/4"		Tramo 6 mts
05-40-015	20	TUBO PVC HIDRAULICO CED-40 1 1/2" x 6Mts. C/C	1 1/2"		Tramo 6 mts
05-40-020	15	TUBO PVC HIDRAULICO CED-40 2" x 6Mts. C/C	2"		Tramo 6 mts
05-40-025	10	TUBO PVC HIDRAULICO CED-40 2 1/2" x 6Mts. C/C	2 1/2"		Tramo 6 mts
05-40-030	10	TUBO PVC HIDRAULICO CED-40 3" x 6Mts. C/C	3"		Tramo 6 mts
05-40-040	8	TUBO PVC HIDRAULICO CED-40 4" x 6Mts. C/C	4"		Tramo 6 mts
05-40-060	6	TUBO PVC HIDRAULICO CED-40 6" x 6Mts. C/C	6"		Tramo 6 mts
05-40-080	6	TUBO PVC HIDRAULICO CED-40 8" x 6Mts. C/C	8"		Tramo 6 mts
05-40-100	4	TUBO PVC HIDRAULICO CED-40 10" x 6Mts. C/C	10"		Tramo 6 mts
05-40-120	4	TUBO PVC HIDRAULICO CED-40 12" x 6Mts. C/C	12"		Tramo 6 mts

TUBERIA PVC HIDRAULICA CEMENTAR EN CLASES					
06-100-20	20	TUBO PVC HIDRAULICO RD-41 CL-100 2" x 6Mts. C/C	2"		Tramo 6 mts
06-100-30	12	TUBO PVC HIDRAULICO RD-41 CL-100 3" x 6Mts. C/C	3"		Tramo 6 mts
06-100-40	10	TUBO PVC HIDRAULICO RD-41 CL-100 4" x 6Mts. C/C	4"		Tramo 6 mts
06-100-60	7	TUBO PVC HIDRAULICO RD-41 CL-100 6" x 6Mts. C/C	6"		Tramo 6 mts
06-160-12	20	TUBO PVC HIDRAULICO RD-26 CL-160 1 1/4" x 6Mts. C/C	1 1/4"		Tramo 6 mts
06-160-15	20	TUBO PVC HIDRAULICO RD-26 CL-160 1 1/2" x 6Mts. C/C	1 1/2"		Tramo 6 mts
06-160-20	20	TUBO PVC HIDRAULICO RD-26 CL-160 2" x 6Mts. C/C	2"		Tramo 6 mts
06-160-25	12	TUBO PVC HIDRAULICO RD-26 CL-160 2 1/2" x 6Mts. C/C	2 1/2"		Tramo 6 mts
06-160-30	12	TUBO PVC HIDRAULICO RD-26 CL-160 3" x 6Mts. C/C	3"		Tramo 6 mts
06-160-40	10	TUBO PVC HIDRAULICO RD-26 CL-160 4" x 6Mts. C/C	4"		Tramo 6 mts
06-200-05	10	TUBO PVC HIDRAULICO RD-21 CL-200 1/2" x 6Mts. C/C	1/2"		Tramo 6 mts
06-200-07	10	TUBO PVC HIDRAULICO RD-21 CL-200 3/4" x 6Mts. C/C	3/4"		Tramo 6 mts
06-200-10	10	TUBO PVC HIDRAULICO RD-21 CL-200 1" x 6Mts. C/C	1"		Tramo 6 mts
06-315-05	10	TUBO PVC HIDRAULICO RD-13.5 CL-315 1/2" x 6Mts. C/C	1/2"		Tramo 6 mts

CONEXIÓN PVC HIDRAULICA CED-40					
Código	Empaque	Descripción	Equivalencia en Pulgadas	Imagen	Unidad
22-401-005	50	TEE PVC HID. CED-40 1/2"	1/2"		PZA
22-401-007	50	TEE PVC HID. CED-40 3/4"	3/4"		PZA
22-401-010	50	TEE PVC HID. CED-40 1"	1"		PZA
22-401-012	25	TEE PVC HID. CED-40 1 1/4"	1 1/4"		PZA
22-401-015	25	TEE PVC HID. CED-40 1 1/2"	1 1/2"		PZA
22-401-020	25	TEE PVC HID. CED-40 2"	2"		PZA
22-401-025	10	TEE PVC HID. CED-40 2 1/2"	2 1/2"		PZA
22-401-030	10	TEE PVC HID. CED-40 3"	3"		PZA
22-401-040	6	TEE PVC HID. CED-40 4"	4"		PZA
22-401-060	2	TEE PVC HID. CED-40 6"	6"		PZA
22-401-080	5	TEE PVC HID. CED-40 8"	8"		PZA
22-401-100	1	TEE PVC HID. CED-40 10"	10"		PZA
22-401-120	1	TEE PVC HID. CED-40 12"	12"		PZA
22-401-101	50	TEE RED. PVC HID. CED-40 3/4"x3/4"x1/2"	3/4"x3/4"x1/2"		
22-401-130	50	TEE RED. PVC HID. CED-40 1"x1"x1/2"	1"x1"x1/2"	PZA	
22-401-131	50	TEE RED. PVC HID. CED-40 1"x1"x3/4"	1"x1"x3/4"	PZA	
22-401-338	6	TEE RED. PVC HID. CED-40 3"x3"x2"	3"x3"x2"	PZA	
22-401-420	10	TEE RED. PVC HID. CED-40 4"x4"x2"	4"x4"x2"	PZA	
22-401-422	6	TEE RED. PVC HID. CED-40 4"x4"x3"	4"x4"x3"	PZA	
22-401-532	5	TEE RED. PVC HID. CED-40 6"x6"x4"	6"x6"x4"	PZA	

CONEXIÓN PVC HIDRAULICA CED-40					
Código	Empaque	Descripción	Equivalencia en Pulgadas	Imagen	Unidad
22-402-005	50	TEE C/ROSCA AL CENTRO PVC HID. CED-40 1/2"	1/2"		PZA
22-402-007	50	TEE C/ROSCA AL CENTRO PVC HID. CED-40 3/4"	3/4"		PZA
22-402-010	50	TEE C/ROSCA AL CENTRO PVC HID. CED-40 1"	1"		PZA
22-402-101	50	TEE RED. ROSCA CENTRO PVC HID. CED-40 3/4x3/4x1/2"	3/4"x3/4"x1/2"		PZA
22-402-130	50	TEE RED. ROSCA CENTRO PVC HID. CED-40 1x1x1/2"	1"x1"x1/2"		PZA
22-402-131	50	TEE RED. ROSCA CENTRO PVC HID. CED-40 1x1x3/4"	1"x1"x3/4"		PZA
22-406-005	50	CODO PVC HID. CED-40 90° x 1/2"	1/2"		PZA
22-406-007	50	CODO PVC HID. CED-40 90° x 3/4"	3/4"		PZA
22-406-010	50	CODO PVC HID. CED-40 90° x 1"	1"		PZA
22-406-012	25	CODO PVC HID. CED-40 90° x 1 1/4"	1 1/2"		PZA
22-406-015	25	CODO PVC HID. CED-40 90° x 1 1/2"	3/4"		PZA
22-406-020	20	CODO PVC HID. CED-40 90° x 2"	1"		PZA
22-406-025	10	CODO PVC HID. CED-40 90° x 2 1/2"	2 1/2"		PZA
22-406-030	10	CODO PVC HID. CED-40 90° x 3"	3"		PZA
22-406-040	8	CODO PVC HID. CED-40 90° x 4"	4"		PZA
22-406-060	3	CODO PVC HID. CED-40 90° x 6"	6"		PZA
22-406-080	4	CODO PVC HID. CED-40 90° x 8"	8"		PZA
22-406-100	1	CODO PVC HID. CED-40 90° x 10"	10"		PZA
22-406-120	1	CODO PVC HID. CED-40 90° x 12"	12"	PZA	
22-407-005	50	CODO ADAPTER HEMBRA PVC HID. CED-40 90° x 1/2"	1/2"		PZA
22-407-007	50	CODO ADAPTER HEMBRA PVC HID. CED-40 90° x 3/4"	3/4"		PZA
22-407-010	50	CODO ADAPTER HEMBRA PVC HID. CED-40 90° x 1"	1"		PZA
22-407-012	25	CODO ADAPTER HEMBRA PVC HID. CED-40 90° x 1 1/4"	1 1/2"		PZA
22-407-015	25	CODO ADAPTER HEMBRA PVC HID. CED-40 90° x 1 1/2"	3/4"		PZA
22-407-020	10	CODO ADAPTER HEMBRA PVC HID. CED-40 90° x 2"	1"		PZA
22-408-005	50	CODO ROSCADO PVC HID. CED-40 90° x 1/2"	1/2"		PZA
22-408-007	50	CODO ROSCADO PVC HID. CED-40 90° x 3/4"	3/4"		PZA
22-408-010	50	CODO ROSCADO PVC HID. CED-40 90° x 1"	1"		PZA
22-410-005	50	CODO CALLE C/R PVC HID. CED-40 1/2"	1/2"		PZA
22-410-007	50	CODO CALLE C/R PVC HID. CED-40 3/4"	3/4"		PZA
22-410-010	50	CODO CALLE C/R PVC HID. CED-40 1"	1"		PZA
22-414-005	50	CODO ESQUINA C/R PVC HID. CED-40 90° x 1/2"	1/2"		PZA
22-417-005	50	CODO PVC HID. CED-40 45° x 1/2"	1/2"		PZA
22-417-007	50	CODO PVC HID. CED-40 45° x 3/4"	3/4"		PZA
22-417-010	50	CODO PVC HID. CED-40 45° x 1"	1"		PZA
22-417-012	25	CODO PVC HID. CED-40 45° x 1 1/4"	1 1/4"		PZA
22-417-015	25	CODO PVC HID. CED-40 45° x 1 1/2"	1 1/2"		PZA
22-417-020	25	CODO PVC HID. CED-40 45° x 2"	2"		PZA
22-417-025	10	CODO PVC HID. CED-40 45° x 2 1/2"	2 1/2"		PZA
22-417-030	15	CODO PVC HID. CED-40 45° x 3"	3"		PZA
22-417-040	4	CODO PVC HID. CED-40 45° x 4"	4"		PZA
22-417-060	5	CODO PVC HID. CED-40 45° x 6"	6"		PZA
22-417-080	6	CODO PVC HID. CED-40 45° x 8"	8"		PZA
22-417-100	4	CODO PVC HID. CED-40 45° x 10"	10"		PZA
22-417-120	1	CODO PVC HID. CED-40 45° x 12"	12"	PZA	





CONEXIÓN PVC HIDRAULICA CED-40					
Código	Empaque	Descripción	Equivalencia en Pulgadas	Imagen	Unidad
22-420-005	50	CRUZ (TEE DOBLE) PVC HID. CED-40 1/2"	1/2"		PZA
22-420-007	50	CRUZ (TEE DOBLE) PVC HID. CED-40 3/4"	3/4"		
22-420-010	25	CRUZ (TEE DOBLE) PVC HID. CED-40 1"	1"		
22-420-012	50	CRUZ (TEE DOBLE) PVC HID. CED-40 1 1/4"	1 1/4"		
22-420-015	25	CRUZ (TEE DOBLE) PVC HID. CED-40 1 1/2"	1 1/2"		
22-420-020	8	CRUZ (TEE DOBLE) PVC HID. CED-40 2"	2"		
22-420-030	6	CRUZ (TEE DOBLE) PVC HID. CED-40 3"	2 1/2"		
22-420-040	6	CRUZ (TEE DOBLE) PVC HID. CED-40 4"	3"		
22-429-005	50	COPLÉ PVC HID. CED-40 1/2"	4"		PZA
22-429-007	50	COPLÉ PVC HID. CED-40 3/4"	3/4"		
22-429-010	50	COPLÉ PVC HID. CED-40 1"	1"		
22-429-012	25	COPLÉ PVC HID. CED-40 1 1/4"	1 1/4"		
22-429-015	25	COPLÉ PVC HID. CED-40 1 1/2"	1 1/2"		
22-429-020	25	COPLÉ PVC HID. CED-40 2"	2"		
22-429-025	12	COPLÉ PVC HID. CED-40 2 1/2"	2 1/2"		
22-429-030	10	COPLÉ PVC HID. CED-40 3"	3"		
22-429-040	6	COPLÉ PVC HID. CED-40 4"	4"		
22-429-060	6	COPLÉ PVC HID. CED-40 6"	6"		
22-429-080	8	COPLÉ PVC HID. CED-40 8"	8"		
22-429-100	8	COPLÉ PVC HID. CED-40 10"	10"		
22-429-120	2	COPLÉ PVC HID. CED-40 12"	12"		
22-430-005	50	COPLÉ ROSCADO PVC HID. CED-40 1/2"	1/2"		PZA
22-430-007	50	COPLÉ ROSCADO PVC HID. CED-40 3/4"	3/4"		
22-430-010	50	COPLÉ ROSCADO PVC HID. CED-40 1"	1"		
22-435-005	50	CONECTOR HEMBRA PVC HID. CED-40 1/2"	1/2"		PZA
22-435-007	50	CONECTOR HEMBRA PVC HID. CED-40 3/4"	3/4"		
22-435-010	50	CONECTOR HEMBRA PVC HID. CED-40 1"	1"		
22-435-012	25	CONECTOR HEMBRA PVC HID. CED-40 1 1/4"	1 1/4"		
22-435-015	25	CONECTOR HEMBRA PVC HID. CED-40 1 1/2"	1 1/2"		
22-435-020	10	CONECTOR HEMBRA PVC HID. CED-40 2"	2"		
22-435-025	10	CONECTOR HEMBRA PVC HID. CED-40 2 1/2"	2 1/2"		
22-435-030	10	CONECTOR HEMBRA PVC HID. CED-40 3"	3"		
22-435-040	6	CONECTOR HEMBRA PVC HID. CED-40 4"	4"		
22-435-060	1	CONECTOR HEMBRA PVC HID. CED-40 6"	6"		
22-435-074	100	CONECTOR HEMBRA PVC HID. CED-40 3/4r x 1/2"	3/4"x1/2"		
22-435-101	50	CONECTOR HEMBRA RED. PVC HID. CED-40 3/4 x 1/2r"	3/4"x1/2"r		
22-435-131	50	CONECTOR HEMBRA RED. PVC HID. CED-40 1 x 3/4"	1"x3/4"		
22-436-005	50	CONECTOR MACHO PVC HID. CED-40 1/2"	1/2"		PZA
22-436-007	50	CONECTOR MACHO PVC HID. CED-40 3/4"	3/4"		
22-436-010	50	CONECTOR MACHO PVC HID. CED-40 1"	1"		
22-436-012	25	CONECTOR MACHO PVC HID. CED-40 1 1/4"	1 1/4"		
22-436-015	25	CONECTOR MACHO PVC HID. CED-40 1 1/2"	1 1/2"		
22-436-020	25	CONECTOR MACHO PVC HID. CED-40 2"	2"		
22-436-025	10	CONECTOR MACHO PVC HID. CED-40 2 1/2"	2 1/2"		
22-436-030	10	CONECTOR MACHO PVC HID. CED-40 3"	3"		
22-436-040	4	CONECTOR MACHO PVC HID. CED-40 4"	4"		
22-436-060	6	CONECTOR MACHO PVC HID. CED-40 6"	6"		
22-436-074	50	CONECTOR MACHO RED. PVC HID. CED-40 1/2r x 3/4"	1/2"rx3/4"		
22-436-101	50	CONECTOR MACHO RED. PVC HID. CED-40 3/4r x 1/2"	3/4"rx1/2"		
22-436-102	50	CONECTOR MACHO RED. PVC HID. CED-40 3/4 x 1"	3/4"x1"		

FUTURA INDUSTRIAL, S.A. DE C.V.

Corporativo: Ave. Todos los Santos no. 12402 Parque Industrial Pacifico II Tijuana, Baja California C.P. 22412

Tel: 664 660 63 63

www.futuraindustrial.com



CONEXIÓN PVC HIDRAULICA CED-40					
Código	Empaque	Descripción	Equivalencia en Pulgadas	Imagen	Unidad
22-437-101	50	RED. BUSHING PVC HID. CED-40 3/4 x 1/2"	3/4 x 1/2"		PZA
22-437-130	50	RED. BUSHING PVC HID. CED-40 1 x 1/2"	1 x 1/2"		PZA
22-437-131	50	RED. BUSHING PVC HID. CED-40 1 x 3/4"	1 x 3/4"		PZA
22-437-166	25	RED. BUSHING PVC HID. CED-40 1 1/4 x 1/2"	1 1/4 x 1/2"		PZA
22-437-167	25	RED. BUSHING PVC HID. CED-40 1 1/4 x 3/4"	1 1/4 x 3/4"		PZA
22-437-168	25	RED. BUSHING PVC HID. CED-40 1 1/4 x 1"	1 1/4 x 1"		PZA
22-437-209	25	RED. BUSHING PVC HID. CED-40 1 1/2 x 1/2"	1 1/2 x 1/2"		PZA
22-437-210	25	RED. BUSHING PVC HID. CED-40 1 1/2 x 3/4"	1 1/2 x 3/4"		PZA
22-437-211	25	RED. BUSHING PVC HID. CED-40 1 1/2 x 1"	1 1/2 x 1"		PZA
22-437-212	25	RED. BUSHING PVC HID. CED-40 1 1/2 x 1 1/4"	1 1/2 x 1 1/4"		PZA
22-437-247	10	RED. BUSHING PVC HID. CED-40 2 x 1/2"	2 x 1/2"		PZA
22-437-248	10	RED. BUSHING PVC HID. CED-40 2 x 3/4"	2 x 3/4"		PZA
22-437-249	10	RED. BUSHING PVC HID. CED-40 2 x 1"	2 x 1"		PZA
22-437-250	10	RED. BUSHING PVC HID. CED-40 2 x 1 1/4"	2 x 1 1/4"		PZA
22-437-251	10	RED. BUSHING PVC HID. CED-40 2 x 1 1/2"	2 x 1 1/2"		PZA
22-437-291	10	RED. BUSHING PVC HID. CED-40 2 1/2 x 1 1/2"	2 1/2 x 1 1/2"		PZA
22-437-292	10	RED. BUSHING PVC HID. CED-40 2 1/2 x 2"	2 1/2 x 2"		PZA
22-437-338	10	RED. BUSHING PVC HID. CED-40 3 x 2"	3 x 2"		PZA
22-437-339	15	RED. BUSHING PVC HID. CED-40 3 x 2 1/2"	3 x 2 1/2"		PZA
22-437-420	6	RED. BUSHING PVC HID. CED-40 4 x 2"	4 x 2"		PZA
22-437-421	6	RED. BUSHING PVC HID. CED-40 4 x 2 1/2"	4 x 2 1/2"		PZA
22-437-422	6	RED. BUSHING PVC HID. CED-40 4 x 3"	4 x 3"		PZA
22-437-528	9	RED. BUSHING PVC HID. CED-40 6 x 2"	6 x 2"		PZA
22-437-530	9	RED. BUSHING PVC HID. CED-40 6 x 3"	6 x 3"		PZA
22-437-532	9	RED. BUSHING PVC HID. CED-40 6 x 4"	6 x 4"		PZA
22-437-582	3	RED. BUSHING PVC HID. CED-40 8 x 4"	8 x 4"		PZA
22-437-585	3	RED. BUSHING PVC HID. CED-40 8 x 6"	8 x 6"		PZA
22-437-626	12	RED. BUSHING PVC HID. CED-40 10 x 6"	10 x 6"		PZA
22-437-628	16	RED. BUSHING PVC HID. CED-40 10 x 8"	10 x 8"		PZA
22-437-668	1	RED. BUSHING PVC HID. CED-40 12" X 8"	12" X 8"		PZA
22-437-670	1	RED. BUSHING PVC HID CED-40 12"X10"	2"X10"	PZA	
22-438-101	100	RED. BUSHING PVC HID. CED-40 C/ROSCA 3/4 x 1/2"	3/4"x1/2"		PZA
22-438-130	50	RED. BUSHING PVC HID. CED-40 C/ROSCA 1 x 1/2"	1"x1/2"		PZA
22-438-131	50	RED. BUSHING PVC HID. CED-40 C/ROSCA 1 x 3/4"	1"x3/4"		PZA
22-439-101	50	RED. BUSHING PVC HID. CED-40 ROSCADO 3/4 x 1/2"	3/4 x 1/2"		PZA
22-439-130	50	RED. BUSHING PVC HID. CED-40 ROSCADO 1 x 1/2"	1 x 1"x2"		PZA
22-439-131	50	RED. BUSHING PVC HID. CED-40 ROSCADO 1 x 3/4"	1 x 3"x4"		PZA
22-447-005	100	TAPON CACHUCHA PVC HID. CED-40 1/2"	1/2"		PZA
22-447-007	50	TAPON CACHUCHA PVC HID. CED-40 3/4"	3/4"		PZA
22-447-010	50	TAPON CACHUCHA PVC HID. CED-40 1"	1"		PZA
22-447-012	25	TAPON CACHUCHA PVC HID. CED-40 1 1/4"	1 1/4"		PZA
22-447-015	25	TAPON CACHUCHA PVC HID. CED-40 1 1/2"	1 1/2"		PZA
22-447-020	10	TAPON CACHUCHA PVC HID. CED-40 2"	2"		PZA
22-447-025	10	TAPON CACHUCHA PVC HID. CED-40 2 1/2"	2 1/2"		PZA
22-447-030	10	TAPON CACHUCHA PVC HID. CED-40 3"	3"		PZA
22-447-040	6	TAPON CACHUCHA PVC HID. CED-40 4"	4"		PZA
22-447-060	8	TAPON CACHUCHA PVC HID. CED-40 6"	6"		PZA
22-447-080	12	TAPON CACHUCHA PVC HID. CED-40 8"	8"		PZA

FUTURA INDUSTRIAL, S.A. DE C.V.

Corporativo: Ave. Todos los Santos no. 12402 Parque Industrial Pacifico II Tijuana, Baja California C.P. 22412

Tel: 664 660 63 63

www.futuraindustrial.com

CONEXIÓN PVC HIDRAULICA CED-40					
Código	Empaque	Descripción	Equivalencia en Pulgadas	Imagen	Unidad
22-448-005	100	TAPON CACHUCHA C/ROSCA PVC HID. CED-40 1/2"	1/2"		PZA
22-448-007	50	TAPON CACHUCHA C/ROSCA PVC HID. CED-40 3/4"	3/4"		PZA
22-448-010	50	TAPON CACHUCHA C/ROSCA PVC HID. CED-40 1"	1"		PZA
22-448-012	25	TAPON CACHUCHA C/ROSCA PVC HID. CED-40 1 1/4"	1 1/4"		PZA
22-448-015	25	TAPON CACHUCHA C/ROSCA PVC HID. CED-40 1 1/2"	1 1/2"		PZA
22-448-020	10	TAPON CACHUCHA C/ROSCA PVC HID. CED-40 2"	2"		PZA
22-448-025	10	TAPON CACHUCHA C/ROSCA PVC HID. CED-40 2 1/2"	2 1/2"		PZA
22-448-030	10	TAPON CACHUCHA C/ROSCA PVC HID. CED-40 3"	3"		PZA
22-448-040	6	TAPON CACHUCHA C/ROSCA PVC HID. CED-40 4"	4"	PZA	
22-449-005	100	TAPON MACHO PVC HID. CED-40 1/2"	1/2"		PZA
22-449-007	50	TAPON MACHO PVC HID. CED-40 3/4"	3/4"		PZA
22-449-010	50	TAPON MACHO PVC HID. CED-40 1"	1"		PZA
22-449-012	25	TAPON MACHO PVC HID. CED-40 1 1/4"	1 1/4"		PZA
22-449-015	25	TAPON MACHO PVC HID. CED-40 1 1/2"	1 1/2"		PZA
22-449-020	10	TAPON MACHO PVC HID. CED-40 2"	2"		PZA
22-450-005	150	TAPON MACHO C/ROSCA PVC HID. CED-40 1/2"	1/2"		PZA
22-450-007	100	TAPON MACHO C/ROSCA PVC HID. CED-40 3/4"	3/4"		PZA
22-450-010	50	TAPON MACHO C/ROSCA PVC HID. CED-40 1"	1"		PZA
22-450-012	25	TAPON MACHO C/ROSCA PVC HID. CED-40 1 1/4"	1 1/4"		PZA
22-450-015	25	TAPON MACHO C/ROSCA PVC HID. CED-40 1 1/2"	1 1/2"		PZA
22-450-020	10	TAPON MACHO C/ROSCA PVC HID. CED-40 2"	2"		PZA
22-450-030	10	TAPON MACHO C/ROSCA PVC HID. CED-40 3"	3"		PZA
22-450-040	6	TAPON MACHO C/ROSCA PVC HID. CED-40 4"	4"		PZA
22-457-005	20	TUERCA UNION PVC HID. CED-40 1/2"	1/2"		PZA
22-457-007	10	TUERCA UNION PVC HID. CED-40 3/4"	3/4"		PZA
22-457-010	10	TUERCA UNION PVC HID. CED-40 1"	1"		PZA
22-457-012	8	TUERCA UNION PVC HID. CED-40 1 1/4"	1 1/4"		PZA
22-457-015	10	TUERCA UNION PVC HID. CED-40 1 1/2"	1 1/2"		PZA
22-457-020	5	TUERCA UNION PVC HID. CED-40 2"	2"		PZA
22-457-030	1	TUERCA UNION PVC HID. CED-40 3"	3"		PZA
22-457-040	1	TUERCA UNION PVC HID. CED-40 4"	4"		PZA
22-458-005	20	TUERCA UNION C/ROSCA PVC HID. CED-40 1/2"	1/2"		PZA
22-458-007	10	TUERCA UNION C/ROSCA PVC HID. CED-40 3/4"	3/4"		PZA
22-458-010	10	TUERCA UNION C/ROSCA PVC HID. CED-40 1"	1"		PZA
22-458-012	8	TUERCA UNION C/ROSCA PVC HID. CED-40 1 1/4"	1 1/4"		PZA
22-458-015	15	TUERCA UNION C/ROSCA PVC HID. CED-40 1 1/2"	1 1/2"		PZA
22-458-020	5	TUERCA UNION C/ROSCA PVC HID. CED-40 2"	2"		PZA
22-475-015	15	YEE PVC HID. CED-40 1 1/2"	1 1/2"		PZA
22-475-020	10	YEE PVC HID. CED-40 2"	2"		PZA
22-475-030	6	YEE PVC HID. CED-40 3"	3"		PZA
22-475-040	5	YEE PVC HID. CED-40 4"	4"		PZA
22-475-060	2	YEE PVC HID. CED-40 6"	6"		PZA

PVC HIDRAULICO SIST. INGLES C/A

[Regresar](#)

TUBERIA HIDRAULICA CAMPANA/ANILLO SISTEMA INGLES

Código	Empaque	Descripción	Equivalencia en Pulgadas	Imagen	Unidad
61-100L-20	20	TUBO PVC HIDRAULICO SDR-41 2" x 6.Mts. C/ANILLO	2"		Tramo 6 mts
61-100L-25	12	TUBO PVC HIDRAULICO SDR-41 2 1/2" x 6.mts. C/ANILLO	2 1/2"		Tramo 6 mts
61-100L-30	12	TUBO PVC HIDRAULICO SDR-41 3" x 6.Mts. C/ANILLO	3"		Tramo 6 mts
61-100L-40	10	TUBO PVC HIDRAULICO SDR-41 4" x 6.Mts. C/ANILLO	4"		Tramo 6 mts
61-100L-60	7	TUBO PVC HIDRAULICO SDR-41 6" x 6.Mts. C/ANILLO	6"		Tramo 6 mts
61-100L-80	6	TUBO PVC HIDRAULICO SDR-41 8" x 6.Mts. C/ANILLO	8"		Tramo 6 mts
61-100L-100	4	TUBO PVC HIDRAULICO SDR-41 10" x 6.Mts. C/ANILLO	10"		Tramo 6 mts
61-100L-120	4	TUBO PVC HIDRAULICO SDR-41 12" x 6.Mts. C/ANILLO	12"		Tramo 6 mts

61-125L-20	20	TUBO PVC HIDRAULICO SDR-32.5 2" x 6.Mts. C/ANILLO	2"		Tramo 6 mts
61-125L-25	12	TUBO PVC HIDRAULICO SDR-32.5 2 1/2"x6.Mts. C/ANILLO	2 1/2"		Tramo 6 mts
61-125L-30	12	TUBO PVC HIDRAULICO SDR-32.5 3" x 6.Mts. C/ANILLO	3"		Tramo 6 mts
61-125L-40	10	TUBO PVC HIDRAULICO SDR-32.5 4" x 6.Mts. C/ANILLO	4"		Tramo 6 mts
61-125L-60	7	TUBO PVC HIDRAULICO SDR-32.5 6" x 6.Mts. C/ANILLO	6"		Tramo 6 mts
61-125L-80	6	TUBO PVC HIDRAULICO SDR-32.5 8" x 6.Mts. C/ANILLO	8"		Tramo 6 mts
61-125L-100	4	TUBO PVC HIDRAULICO SDR-32.5 10" x 6.Mts. C/ANILLO	10"		Tramo 6 mts
61-125L-120	4	TUBO PVC HIDRAULICO SDR-32.5 12" x 6.Mts. C/ANILLO	12"		Tramo 6 mts

61-160L-20	20	TUBO PVC HIDRAULICO SDR-26 2" x 6.Mts. C/ANILLO	2"		Tramo 6 mts
61-160L-25	12	TUBO PVC HIDRAULICO SDR-26 2 1/2" x 6.Mts. C/ANILLO	2 1/2"		Tramo 6 mts
61-160L-30	12	TUBO PVC HIDRAULICO SDR-26 3" x 6.Mts. C/ANILLO	3"		Tramo 6 mts
61-160L-40	10	TUBO PVC HIDRAULICO SDR-26 4" x 6.Mts. C/ANILLO	4"		Tramo 6 mts
61-160L-60	7	TUBO PVC HIDRAULICO SDR-26 6" x 6.Mts. C/ANILLO	6"		Tramo 6 mts
61-160L-80	6	TUBO PVC HIDRAULICO SDR-26 8" x 6.Mts. C/ANILLO	8"		Tramo 6 mts
61-160L-100	4	TUBO PVC HIDRAULICO SDR-26 10" x 6.Mts. C/ANILLO	10"		Tramo 6 mts
61-160L-120	4	TUBO PVC HIDRAULICO SDR-26 12" x 6.Mts. C/ANILLO	12"		Tramo 6 mts

CONEXIÓN PVC HIDRAULICA SISTEMA INGLES RD-26

Código	Empaque	Descripción	Equivalencia en Pulgadas	Imagen	Unidad	
75-103		ADAPTADOR CAMPANA 1 1/2" C/A RD-26	1 1/2"		PZA	
75-00		ADAPTADOR CAMPANA 2" C/A RD-26	2"		PZA	
75-104		ADAPTADOR CAMPANA 2 1/2" C/A RD-26	2 1/2"		PZA	
75-01		ADAPTADOR CAMPANA 3" C/A RD-26	3"		PZA	
75-014		ADAPTADOR CAMPANA 4" C/A RD-26	4"		PZA	
75-E15		ADAPTADOR ESPIGA 1 1/2 HID. INGLES C/C	1 1/2"		PZA	
75-E02		ADAPTADOR ESPIGA 2 HID. INGLES C/C	2"		PZA	
75-E25		ADAPTADOR ESPIGA 2 1/2 HID. INGLES C/C	2 1/2"		PZA	
75-E03		ADAPTADOR ESPIGA 3 HID. INGLES C/C	3"		PZA	
75-E04		ADAPTADOR ESPIGA 4 HID. INGLES C/C	4"		PZA	
75-038		ANILLO DE HULE 1 1/2" PVC HID. INGLES	1 1/2"		PZA	
75-050		ANILLO DE HULE 2" PVC HID. INGLES	2"		PZA	
75-060		ANILLO DE HULE 2 1/2" PVC HID. INGLES	2 1/2"		PZA	
75-075		ANILLO DE HULE 3" PVC HID. INGLES	3"		PZA	
75-100		ANILLO DE HULE 4" PVC HID. INGLES	4"		PZA	
75-150		ANILLO DE HULE 6" PVC HID. INGLES	6"		PZA	
75-200		ANILLO DE HULE 8" PVC HID. INGLES	8"		PZA	
75-15		CODO 22° x 1 1/2" PVC HID. INGLES C/CAMPANA	1 1/2"		PZA	
75-56		CODO 22° x 2" PVC HID. INGLES C/CAMPANA	2"		PZA	
75-57		CODO 22° x 2 1/2" PVC HID. INGLES C/CAMPANA	2 1/2"		PZA	
75-58		CODO 22° x 3" PVC HID. INGLES C/CAMPANA	3"		PZA	
75-59		CODO 22° x 4" PVC HID. INGLES C/CAMPANA	4"		PZA	
75-76		CODO 22° x 6" PVC HID. INGLES C/CAMPANA	6"		PZA	
75-62		CODO 22° x 8" PVC HID. INGLES C/CAMPANA	8"			PZA

FUTURA INDUSTRIAL, S.A. DE C.V.

Corporativo: Ave. Todos los Santos no. 12402 Parque Industrial Pacifico II Tijuana, Baja California C.P. 22412

Tel: 664 660 63 63

www.futuraindustrial.com

PVC HIDRAULICO SIST. INGLES C/A

[Regresar](#)

CONEXIÓN PVC HIDRAULICA SISTEMA INGLES RD-26

Código	Empaque	Descripción	Equivalencia en Pulgadas	Imagen	Unidad
75-13		CODO 45° x 1 1/2" PVC HID. INGLES C/CAMPANA	1 1/2"		PZA
75-02		CODO 45° x 2" PVC HID. INGLES C/CAMPANA	2"		PZA
75-03		CODO 45° x 2 1/2" PVC HID. INGLES C/CAMPANA	2 1/2"		PZA
75-04		CODO 45° x 3" PVC HID. INGLES C/CAMPANA	3"		PZA
75-05		CODO 45° x 4" PVC HID. INGLES C/CAMPANA	4"		PZA
75-73		CODO 45° x 6" PVC HID. INGLES C/CAMPANA	6"		PZA
75-61		CODO 45° x 8" PVC HID. INGLES C/CAMPANA	8"		PZA
75-12		CODO 90° x 1 1/2" PVC HID. INGLES C/CAMPANA	1 1/2"		PZA
75-07		CODO 90° x 2" PVC HID. INGLES C/CAMPANA	2"		PZA
75-08		CODO 90° x 2 1/2" PVC HID. INGLES C/CAMPANA	2 1/2"		PZA
75-09		CODO 90° x 3" PVC HID. INGLES C/CAMPANA	3"		PZA
75-10		CODO 90° x 4" PVC HID. INGLES C/CAMPANA	4"		PZA
75-11		CODO 90° x 6" PVC HID. INGLES C/CAMPANA	6"		PZA
75-60		CODO 90° x 8" PVC HID. INGLES C/CAMPANA	8"		PZA
75-92		COPE REPARACION 1 1/2" PVC HID. INGLES C/C	1 1/2"		PZA
75-30		COPE REPARACION 2" PVC HID. INGLES C/C	2"		PZA
75-31		COPE REPARACION 2 1/2" PVC HID. INGLES C/C	2 1/2"		PZA
75-32		COPE REPARACION 3" PVC HID. INGLES C/C	3"		PZA
75-33		COPE REPARACION 4" PVC HID. INGLES C/C	4"		PZA
75-34		COPE REPARACION 6" PVC HID. INGLES C/C	6"		PZA
75-35		COPE REPARACION 8" PVC HID. INGLES C/C	8"		PZA
75-128		CRUZ 1 1/2" PVC HID. SIST. INGLES C/C	1 1/2"		PZA
75-130		CRUZ 2" PVC HID. SIST. INGLES C/C	2"		PZA
75-131		CRUZ 2 1/2" PVC HID. SIST. INGLES C/C	2 1/2"		PZA
75-133		CRUZ 3" PVC HID. SIST. INGLES C/C	3"		PZA
75-137		CRUZ 4" PVC HID. SIST. INGLES C/C	4"		PZA
75-130-1		CRUZ 2" x 1 1/2" PVC HID. SIST. INGLES C/C	2" x 1 1/2"		PZA
75-131-1		CRUZ 2 1/2" x 2" PVC HID. SIST. INGLES C/C	2 1/2" x 2"		PZA
75-133-1		CRUZ 3" x 2" PVC HID. SIST. INGLES C/C	3" x 2"		PZA
75-133-2		CRUZ 3" x 2 1/2" PVC HID. SIST. INGLES C/C	3" x 2 1/2"		PZA
75-137-1		CRUZ 4" x 2" PVC HID. SIST. INGLES C/C	4" x 2"		PZA
75-137-2		CRUZ 4" x 2 1/2" PVC HID. SIST. INGLES C/C	4" x 2 1/2"		PZA
75-139		CRUZ 4" x 3" PVC HID. SIST. INGLES C/C	4" x 3"	PZA	
75-141		CRUZ 6" x 4" PVC HID. SIST. INGLES C/C	6" x 4"	PZA	
75-20		EXTREMIDAD CAMPANA 2" PVC HID. INGLES C/C	2"		PZA
75-21		EXTREMIDAD CAMPANA 2 1/2" PVC HID. INGLES C/C	2 1/2"		PZA
75-22		EXTREMIDAD CAMPANA 3" PVC HID. INGLES C/C	3"		PZA
75-23		EXTREMIDAD CAMPANA 4" PVC HID. INGLES C/C	4"		PZA
75-24		EXTREMIDAD CAMPANA 6" PVC HID. INGLES C/C	6"		PZA
75-70		EXTREMIDAD CAMPANA 8" PVC HID. INGLES C/C	8"		PZA
75-25		EXTREMIDAD ESPIGA 2" PVC HID. INGLES C/C	2"		
75-26		EXTREMIDAD ESPIGA 2 1/2" PVC HID. INGLES C/C	2 1/2"	PZA	
75-27		EXTREMIDAD ESPIGA 3" PVC HID. INGLES C/C	3"	PZA	
75-28		EXTREMIDAD ESPIGA 4" PVC HID. INGLES C/C	4"	PZA	
75-68		EXTREMIDAD ESPIGA 6" PVC HID. INGLES C/C	6"	PZA	
75-84		EXTREMIDAD ESPIGA 8" PVC HID. INGLES C/C	8"	PZA	
75-53		RED. CAMPANA 2" x 2 1/2" PVC HID. INGLES C/C	2" x 2 1/2"		
75-49		RED. CAMPANA 2 1/2" x 2" PVC HID. INGLES C/C	2 1/2" x 2"		PZA
75-106		RED. CAMPANA 3" x 2" PVC HID. INGLES C/C	3" x 2"		PZA
75-107		RED. CAMPANA 3" x 2 1/2" PVC HID. INGLES C/C	3" x 2 1/2"		PZA
75-95		RED. CAMPANA 4" x 2" PVC HID. INGLES C/C	4" x 2"		PZA
75-51		RED. CAMPANA 4" x 2 1/2" PVC HID. INGLES C/C	4" x 2 1/2"		PZA
75-108		RED. CAMPANA 4" x 3" PVC HID. INGLES C/C	4" x 3"		PZA
75-75		RED. CAMPANA PVC HID. SIST. INGLES C/C 6 x 3	6"x3"		PZA
75-52		RED. CAMPANA PVC HID. SIST. INGLES C/C 6 x 4	6"x4"		PZA

FUTURA INDUSTRIAL, S.A. DE C.V.

Corporativo: Ave. Todos los Santos no. 12402 Parque Industrial Pacifico II Tijuana, Baja California C.P. 22412

Tel: 664 660 63 63

www.futuraindustrial.com

PVC HIDRAULICO SIST. INGLES C/A

[Regresar](#)

CONEXIÓN PVC HIDRAULICA SISTEMA INGLES RD-26

Código	Empaque	Descripción	Equivalencia en Pulgadas	Imagen	Unidad	
75-163		RED. ESPIGA 2" x 1 1/2" PVC HID. INGLES C/C	2" x 2 1/2"		PZA	
75-164		RED. ESPIGA 2 1/2" x 2" PVC HID. INGLES C/C	2 1/2" x 2"		PZA	
75-79		RED. ESPIGA 3" x 2" PVC HID. INGLES C/C	3" x 2"		PZA	
75-165		RED. ESPIGA 3" x 2 1/2" PVC HID. INGLES C/C	3" x 2 1/2"		PZA	
75-78		RED. ESPIGA 4" x 2" PVC HID. INGLES C/C	4" x 2"		PZA	
75-166		RED. ESPIGA 4" x 2 1/2" PVC HID. INGLES C/C	4" x 2 1/2"		PZA	
75-167		RED. ESPIGA 4" x 3" PVC HID. INGLES C/C	4" x 3"		PZA	
75-169		RED. ESPIGA 6" x 4" PVC HID. INGLES C/C	6"x4"		PZA	
75-91		TAPON CAMPANA 1 1/2" PVC HID. INGLES C/C	1 1/2"			PZA
75-64		TAPON CAMPANA 2" PVC HID. INGLES C/C	2"	PZA		
75-65		TAPON CAMPANA 2 1/2" PVC HID. INGLES C/C	2 1/2"	PZA		
75-66		TAPON CAMPANA 3" PVC HID. INGLES C/C	3"	PZA		
75-67		TAPON CAMPANA 4" PVC HID. INGLES C/C	4"	PZA		
75-69		TAPON CAMPANA 6" PVC HID. INGLES C/C	6"	PZA		
75-54		TAPON ESPIGA 1 1/2" PVC HID. INGLES C/C	1 1/2"		PZA	
75-82		TAPON ESPIGA 2" PVC HID. INGLES C/C	2"		PZA	
75-83		TAPON ESPIGA 2 1/2" PVC HID. INGLES C/C	2 1/2"		PZA	
75-88		TAPON ESPIGA 3" PVC HID. INGLES C/C	3"		PZA	
75-55		TAPON ESPIGA 4" PVC HID. INGLES C/C	4"		PZA	
75-89		TAPON ESPIGA 6" PVC HID. INGLES C/C	6"		PZA	
75-17		TEE 1 1/2" PVC HID. INGLES C/C	1 1/2"			PZA
75-36		TEE 2" PVC HID. INGLES C/C	2"			PZA
75-119		TEE 2 1/2" PVC HID. INGLES C/C	2 1/2"	PZA		
75-38		TEE 3" PVC HID. INGLES C/C	3"	PZA		
75-41		TEE 4" PVC HID. INGLES C/C	4"	PZA		
75-45		TEE 6" PVC HID. INGLES C/C	6"	PZA		
75-37		TEE 2 1/2" x 2" PVC HID. INGLES C/C	2 1/2" x 2"		PZA	
75-39		TEE 3" x 2" PVC HID. INGLES C/C	3" x 2"		PZA	
75-40		TEE 3" x 2 1/2" PVC HID. INGLES C/C	3" x 2 1/2"		PZA	
75-43		TEE 4" x 2" PVC HID. INGLES C/C	4" x 2"		PZA	
75-44		TEE 4" x 2 1/2" PVC HID. INGLES C/C	4" x 2 1/2"		PZA	
75-42		TEE 4" x 3" PVC HID. INGLES C/C	4" x 3"		PZA	
75-47		TEE 6" x 3" PVC HID. INGLES C/C	6"x3"		PZA	
75-46		TEE 6" x 4" PVC HID. INGLES C/C	6"x4"		PZA	

PVC HIDRAULICO SIST METRICO C/A

[Regresar](#)

TUBERIA HIDRAULICA SISTEMA METRICO CAMPANA-ANILLO

Código	Empaque	Descripción	Equivalencia en Pulgadas	Imagen	Unidad
64-C3.5-160	7	TUBO HIDRAULICO METRICO C/C C-3.5 160 mm x 6 mts.	6"		Tramo 6 mts
64-C3.5-200	6	TUBO HIDRAULICO METRICO C/C C-3.5 200 mm x 6 mts.	8"		Tramo 6 mts
64-C3.5-250	4	TUBO HIDRAULICO METRICO C/C C-3.5 250 mm x 6 mts	10"		Tramo 6 mts
64-C3.5-315	4	TUBO HIDRAULICO METRICO C/C C-3.5 315 mm x 6 mts	12"		Tramo 6 mts
64-C5-160	7	TUBO HIDRAULICO METRICO C/C C-5 160MM x 6 Mts.	6"		Tramo 6 mts
64-C5-200	6	TUBO HIDRAULICO METRICO C/C C-5 200MM x 6 Mts.	8"		Tramo 6 mts
64-C5-250	4	TUBO HIDRAULICO METRICO C/C C-5 250MM x 6 Mts.	10"		Tramo 6 mts
64-C5-315	4	TUBO HIDRAULICO METRICO C/C C-5 315MM x 6 Mts.	12"		Tramo 6 mts
64-C5-355		TUBO HIDRAULICO METRICO C/C C-5 355MM x 6 Mts.	14"		Tramo 6 mts
64-C5-400		TUBO HIDRAULICO METRICO C/C C-5 400MM x 6 Mts.	16"		Tramo 6 mts
64-C5-450		TUBO HIDRAULICO METRICO C/C C-5 450MM x 60 Mts.	18"		Tramo 6 mts
64-C5-500		TUBO HIDRAULICO METRICO C/C C-5 500MM x 60 Mts.	20"		Tramo 6 mts
64-C5-630		TUBO HIDRAULICO METRICO C/C C-5 630MM x 6 Mts.	24"		Tramo 6 mts
64-C5-800		TUBO HIDRAULICO METRICO C/C C-5 800MM x 6 Mts.	30"		Tramo 6 mts
64-C7-160	7	TUBO HIDRAULICO METRICO C/C C-7 160MM x 6 Mts.	6"		Tramo 6 mts
64-C7-200	6	TUBO HIDRAULICO METRICO C/C C-7 200MM x 6 Mts.	8"		Tramo 6 mts
64-C7-250	4	TUBO HIDRAULICO METRICO C/C C-7 250MM x 6 Mts.	10"		Tramo 6 mts
64-C7-315	4	TUBO HIDRAULICO METRICO C/C C-7 315MM x 6 Mts.	12"		Tramo 6 mts
64-C7-355		TUBO HIDRAULICO METRICO C/C C-7 355MM x 6 Mts.	14"		Tramo 6 mts
64-C7-400		TUBO HIDRAULICO METRICO C/C C-7 400MM x 6Mts.	16"		Tramo 6 mts
64-C7-450		TUBO HIDRAULICO METRICO C/C C-7 450MM x 6 Mts.	18"		Tramo 6 mts
64-C7-500		TUBO HIDRAULICO METRICO C/C C-7 500MM x 6 Mts.	20"		Tramo 6 mts
64-C7-630		TUBO HIDRAULICO METRICO C/C C-7 630MM x 6 Mts.	24"		Tramo 6 mts
64-C7-800		TUBO HIDRAULICO METRICO C/C C-7 800MM x 6 Mts.	30"		Tramo 6 mts
64-C10-160	7	TUBO HIDRAULICO METRICO C/C C-10 160MM x 6 Mts.	6"		Tramo 6 mts
64-C10-200	6	TUBO HIDRAULICO METRICO C/C C-10 200MM x 6 Mts.	8"		Tramo 6 mts
64-C10-250	4	TUBO HIDRAULICO METRICO C/C C-10 50MM x 6 Mts.	10"		Tramo 6 mts
64-C10-315	4	TUBO HIDRAULICO METRICO C/C C-10 315MM x 6 Mts.	12"		Tramo 6 mts
64-C10-355		TUBO HIDRAULICO METRICO C/C C-10 355MM x 6 Mts.	14"		Tramo 6 mts
64-C10-400		TUBO HIDRAULICO METRICO C/C C-10 400MM x 6Mts.	16"		Tramo 6 mts
64-C10-450		TUBO HIDRAULICO METRICO C/C C-10 450MM x 6 Mts.	18"		Tramo 6 mts
64-C10-500		TUBO HIDRAULICO METRICO C/C C-10 500MM x 6 Mts.	20"		Tramo 6 mts
64-C10-630		TUBO HIDRAULICO METRICO C/C C-10 630MM x 6 Mts.	24"		Tramo 6 mts
64-C10-800		TUBO HIDRAULICO METRICO C/C C-10 800MM x 6 Mts.	30"		Tramo 6 mts

PVC HIDRAULICO C900 C/A

[Regresar](#)

TUBERIA PVC HID. C-900 CAMPANA-ANILLO

Código	Empaque	Descripción	Equivalencia en Pulgadas	Imagen	Unidad
65-90018235-040	10	TUBO PVC HIDRAULICO DR-18 C-900 4"x20'	4"		Tramo 20'
65-90018235-060	6	TUBO PVC HIDRAULICO DR-18 C-900 6"x20'	6"		Tramo 20'
65-90018235-080	5	TUBO PVC HIDRAULICO DR-18 C-900 8"x20'	8"		Tramo 20'
65-90018235-100	4	TUBO PVC HIDRAULICO DR-18 C-900 10"x20'	10"		Tramo 20'
65-90025165-040	10	TUBO PVC HIDRAULICO DR-25 C-900 4"x20'	4"		Tramo 20'
65-90025165-060	6	TUBO PVC HIDRAULICO DR-25 C-900 6"x20'	6"		Tramo 20'
65-90025165-080	5	TUBO PVC HIDRAULICO DR-25 C-900 8"x20'	8"		Tramo 20'
65-90025165-100	4	TUBO PVC HIDRAULICO DR-25 C-900 10"x20'	10"		Tramo 20'
65-90025165-120	4	TUBO PVC HIDRAULICO DR-25 C-900 12"x20'	12"		Tramo 20'

TUBERIA PVC HIDRAULICA CED-80					
Código	Empaque	Descripción	Equivalencia en Pulgadas	Imagen	Unidad
07-80-005	10	TUBO PVC HIDRAULICO CED-80 1/2" x 6Mts.	1/2"		Tramo 6 mts
07-80-007	10	TUBO PVC HIDRAULICO CED-80 3/4" x 6Mts.	3/4"		Tramo 6 mts
07-80-010	10	TUBO PVC HIDRAULICO CED-80 1" x 6Mts.	1"		Tramo 6 mts
07-80-012	20	TUBO PVC HIDRAULICO CED-80 1 1/4" x 6Mts.	1 1/4"		Tramo 6 mts
07-80-015	20	TUBO PVC HIDRAULICO CED-80 1 1/2" x 6Mts.	1 1/2"		Tramo 6 mts
07-80-020	15	TUBO PVC HIDRAULICO CED-80 2" x 6Mts.	2"		Tramo 6 mts
07-80-025	10	TUBO PVC HIDRAULICO CED-80 2 1/2" x 6Mts.	2 1/2"		Tramo 6 mts
07-80-030	10	TUBO PVC HIDRAULICO CED-80 3" x 6Mts.	3"		Tramo 6 mts
07-80-040	8	TUBO PVC HIDRAULICO CED-80 4" x 6Mts.	4"		Tramo 6 mts
07-80-060	6	TUBO PVC HIDRAULICO CED-80 6" x 6Mts.	6"		Tramo 6 mts
07-80-080	6	TUBO PVC HIDRAULICO CED-80 8" x 6Mts.	8"		Tramo 6 mts
07-80-100	4	TUBO PVC HIDRAULICO CED-80 10" x 6Mts.	10"		Tramo 6 mts
07-80-120	4	TUBO PVC HIDRAULICO CED-80 12" x 6Mts.	12"		Tramo 6 mts






CONEXIÓN PVC HIDRAULICA CED-80					
Código	Empaque	Descripción	Equivalencia en Pulgadas	Imagen	Unidad
24-801-005	25	TEE PVC HID. CED-80 1/2	1/2"		PZA
24-801-007	15	TEE PVC HID. CED-80 3/4	3/4"		PZA
24-801-010	20	TEE PVC HID. CED-80 1	1"		PZA
24-801-012	10	TEE PVC HID. CED-80 1 1/4	1 1/4"		PZA
24-801-015	5	TEE PVC HID. CED-80 1 1/2	1 1/2"		PZA
24-801-020	5	TEE PVC HID. CED-80 2	2"		PZA
24-801-025	10	TEE PVC HID. CED-80 2 1/2	2 1/2"		PZA
24-801-030	5	TEE PVC HID. CED-80 3	3"		PZA
24-801-040	5	TEE PVC HID. CED-80 4	4"		PZA
24-801-060	2	TEE PVC HID. CED-80 6	6"		PZA
24-801-080	5	TEE PVC HID. CED-80 8	8"		PZA
24-801-100	1	TEE PVC HID. CED-80 10	10"		PZA
24-801-120	1	TEE PVC HID. CED-80 12	12"	PZA	
24-806-005	25	CODO PVC HID. CED-80 90° x 1/2	1/2"		PZA
24-806-007	20	CODO PVC HID. CED-80 90° x 3/4	3/4"		PZA
24-806-010	25	CODO PVC HID. CED-80 90° x 1	1"		PZA
24-806-012	10	CODO PVC HID. CED-80 90° x 1 1/4	1 1/4"		PZA
24-806-015	15	CODO PVC HID. CED-80 90° x 1 1/2	1 1/2"		PZA
24-806-020	8	CODO PVC HID. CED-80 90° x 2	2"		PZA
24-806-025	5	CODO PVC HID. CED-80 90° x 2 1/2	2 1/2"		PZA
24-806-030	5	CODO PVC HID. CED-80 90° x 3	3"		PZA
24-806-040	5	CODO PVC HID. CED-80 90° x 4	4"		PZA
24-806-060	4	CODO PVC HID. CED-80 90° x 6	6"		PZA
24-806-080	4	CODO PVC HID. CED-80 90° x 8	8"		PZA
24-806-100	1	CODO PVC HID. CED-80 90° x 10	10"		PZA
24-806-120	1	CODO PVC HID. CED-80 90° x 12	12"	PZA	
24-8097-005	10	TUERCA UNION PVC HID. CED-80 1/2"	1/2"		PZA
24-8097-007	20	TUERCA UNION PVC HID. CED-80 3/4"	3/4"		PZA
24-8097-010	10	TUERCA UNION PVC HID. CED-80 1"	1"		PZA
24-8097-012	10	TUERCA UNION PVC HID. CED-80 1 1/4"	1 1/4"		PZA
24-8097-015	5	TUERCA UNION PVC HID. CED-80 1 1/2"	1 1/2"		PZA
24-8097-020	10	TUERCA UNION PVC HID. CED-80 2"	2"		PZA
24-8097-025	#¡REF!	TUERCA UNION PVC HID. CED-80 2 1/2"	2 1/2"		PZA
24-8097-030	5	TUERCA UNION PVC HID. CED-80 3"	3"		PZA
24-8097-040	2	TUERCA UNION PVC HID. CED-80 4"	4"		PZA

FUTURA INDUSTRIAL, S.A. DE C.V.

Corporativo: Ave. Todos los Santos no. 12402 Parque Industrial Pacifico II Tijuana, Baja California C.P. 22412

Tel: 664 660 63 63

www.futuraindustrial.com

CONEXIÓN PVC HIDRAULICA CED-80					
Código	Empaque	Descripción	Equivalencia en Pulgadas	Imagen	Unidad
24-8098-005	20	TUERCA UNION PVC HID. CED-80 C/ROSCA 1/2"	1/2"		PZA
24-8098-007	20	TUERCA UNION PVC HID. CED-80 C/ROSCA 3/4"	3/4"		PZA
24-8098-010	10	TUERCA UNION PVC HID. CED-80 C/ROSCA 1"	1"		PZA
24-8098-012	10	TUERCA UNION PVC HID. CED-80 C/ROSCA 1 1/4"	1 1/4"		PZA
24-8098-015	10	TUERCA UNION PVC HID. CED-80 C/ROSCA 1 1/2"	1 1/2"		PZA
24-8098-020	16	TUERCA UNION PVC HID. CED-80 C/ROSCA 2"	2"		PZA
24-8098-030	3	TUERCA UNION PVC HID. CED-80 C/ROSCA 3"	3"		PZA
24-8098-040	2	TUERCA UNION PVC HID. CED-80 C/ROSCA 4"	4"		PZA
24-817-005	30	CODO PVC HID. CED-80 45° x 1/2	1/2"		PZA
24-817-007	20	CODO PVC HID. CED-80 45° x 3/4	3/4"		PZA
24-817-010	20	CODO PVC HID. CED-80 45° x 1	1"		PZA
24-817-012	15	CODO PVC HID. CED-80 45° x 1 1/4	1 1/4"		PZA
24-817-015	10	CODO PVC HID. CED-80 45° x 1 1/2	1 1/2"		PZA
24-817-020	10	CODO PVC HID. CED-80 45° x 2	2"		PZA
24-817-025	60	CODO PVC HID. CED-80 45° x 2 1/2	2 1/2"		PZA
24-817-030	16	CODO PVC HID. CED-80 45° x 3	3"		PZA
24-817-040	9	CODO PVC HID. CED-80 45° x 4	4"		PZA
24-817-060	2	CODO PVC HID. CED-80 45° x 6	6"		PZA
24-817-080	2	CODO PVC HID. CED-80 45° x 8	8"		PZA
24-817-100	1	CODO PVC HID. CED-80 45° x 10	10"		PZA
24-817-120	1	CODO PVC HID. CED-80 12	12"	PZA	
24-829-005	35	COPLE PVC HID. CED-80 1/2	1/2"		PZA
24-829-007	25	COPLE PVC HID. CED-80 3/4	3/4"		PZA
24-829-010	25	COPLE PVC HID. CED-80 1	1"		PZA
24-829-012	10	COPLE PVC HID. CED-80 1 1/4	1 1/4"		PZA
24-829-015	10	COPLE PVC HID. CED-80 1 1/2	1 1/2"		PZA
24-829-020	10	COPLE PVC HID. CED-80 2	2"		PZA
24-829-025	10	COPLE PVC HID. CED-80 2 1/2	2 1/2"		PZA
24-829-030	25	COPLE PVC HID. CED-80 3	3"		PZA
24-829-040	12	COPLE PVC HID. CED-80 4	4"		PZA
24-829-060	4	COPLE PVC HID. CED-80 6	6"		PZA
24-829-080	6	COPLE PVC HID. CED-80 8	8"		PZA
24-829-100	8	COPLE PVC HID. CED-80 10	10"		PZA
24-829-120	8	COPLE PVC HID. CED-80 12	12"	PZA	
24-835-005	30	CONECTOR HEMBRA PVC HID. CED-80 1/2	1/2"		PZA
24-835-007	30	CONECTOR HEMBRA PVC HID. CED-80 3/4	3/4"		PZA
24-835-010	25	CONECTOR HEMBRA PVC HID. CED-80 1	1"		PZA
24-835-012	10	CONECTOR HEMBRA PVC HID. CED-80 1 1/4	1 1/4"		PZA
24-835-015	10	CONECTOR HEMBRA PVC HID. CED-80 1 1/2	1 1/2"		PZA
24-835-020	15	CONECTOR HEMBRA PVC HID. CED-80 2	2"		PZA
24-835-025	5	CONECTOR HEMBRA PVC HID. CED-80 2 1/2	2 1/2"		PZA
24-835-030	7	CONECTOR HEMBRA PVC HID. CED-80 3	3"		PZA
24-835-040	5	CONECTOR HEMBRA PVC HID. CED-80 4	4"	PZA	
24-835-060	2	CONECTOR HEMBRA PVC HID. CED-80 6	6"	PZA	
24-836-005	25	CONECTOR MACHO PVC HID. CED-80 1/2	1/2"		PZA
24-836-007	25	CONECTOR MACHO PVC HID. CED-80 3/4	3/4"		PZA
24-836-010	20	CONECTOR MACHO PVC HID. CED-80 1	1"		PZA
24-836-012	10	CONECTOR MACHO PVC HID. CED-80 1 1/4	1 1/4"		PZA
24-836-015	10	CONECTOR MACHO PVC HID. CED-80 1 1/2	1 1/2"		PZA
24-836-020	10	CONECTOR MACHO PVC HID. CED-80 2	2"		PZA
24-836-025	6	CONECTOR MACHO PVC HID. CED-80 2 1/2	2 1/2"		PZA
24-836-030	8	CONECTOR MACHO PVC HID. CED-80 3	3"		PZA
24-836-040	4	CONECTOR MACHO PVC HID. CED-80 4	4"		PZA
24-836-060	1	CONECTOR MACHO PVC HID. CED-80 6	6"		PZA

FUTURA INDUSTRIAL, S.A. DE C.V.

Corporativo: Ave. Todos los Santos no. 12402 Parque Industrial Pacifico II Tijuana, Baja California C.P. 22412

Tel: 664 660 63 63

www.futuraindustrial.com

CONEXIÓN PVC HIDRAULICA CED-80					
Código	Empaque	Descripción	Equivalencia en Pulgadas	Imagen	Unidad
24-837-101	50	RED. BUSHING PVC HID. CED-80 3/4x 1/2	3/4x 1/2		PZA
24-837-130	50	RED. BUSHING PVC HID. CED-80 1x 1/2	1x 1/2		PZA
24-837-131	50	RED. BUSHING PVC HID. CED-80 1x3/4	1x3/4		PZA
24-837-166	50	RED. BUSHING PVC HID. CED-80 1 1/4x 1/2	1 1/4x 1/2		PZA
24-837-167	50	RED. BUSHING PVC HID. CED-80 1 1/4x3/4	1 1/4x3/4		PZA
24-837-168	25	RED. BUSHING PVC HID. CED-80 1 1/4x1	1 1/4x1		PZA
24-837-209	30	RED. BUSHING PVC HID. CED-80 1 1/2x1/2	1 1/2x1/2		PZA
24-837-210	30	RED. BUSHING PVC HID. CED-80 1 1/2x3/4	1 1/2x3/4		PZA
24-837-211	25	RED. BUSHING PVC HID. CED-80 1 1/2x1	1 1/2x1		PZA
24-837-212	25	RED. BUSHING PVC HID. CED-80 1 1/2x1 1/4	1 1/2x1 1/4		PZA
24-837-247	25	RED. BUSHING PVC HID. CED-80 2x 1/2	2x 1/2		PZA
24-837-248	10	RED. BUSHING PVC HID. CED-80 2x3/4	2x3/4		PZA
24-837-249	10	RED. BUSHING PVC HID. CED-80 2x1	2x1		PZA
24-837-250	10	RED. BUSHING PVC HID. CED-80 2x1 1/4	2x1 1/4		PZA
24-837-251	10	RED. BUSHING PVC HID. CED-80 2x1 1/2	2x1 1/2		PZA
24-837-291	10	RED. BUSHING PVC HID. CED-80 2 1/2x1 1/2	2 1/2x1 1/2		PZA
24-837-292	10	RED. BUSHING PVC HID. CED-80 2 1/2x2	2 1/2x2		PZA
24-837-338	10	RED. BUSHING PVC HID. CED-80 3x2	3x2		PZA
24-837-339	10	RED. BUSHING PVC HID. CED-80 3x2 1/2	3x2 1/2		PZA
24-837-420	6	RED. BUSHING PVC HID. CED-80 4x2	4x2		PZA
24-837-421	6	RED. BUSHING PVC HID. CED-80 4x2 1/2	4x2 1/2		PZA
24-837-422	6	RED. BUSHING PVC HID. CED-80 4x3	4x3		PZA
24-837-528	9	RED. BUSHING PVC HID. CED-80 6x2	6x2		PZA
24-837-530	6	RED. BUSHING PVC HID. CED-80 6x3	6x3		PZA
24-837-532	9	RED. BUSHING PVC HID. CED-80 6x4	6x4		PZA
24-837-582	4	RED. BUSHING PVC HID. CED-80 8x4	8x4		PZA
24-837-585	4	RED. BUSHING PVC HID. CED-80 8x6	8x6		PZA
24-837-626	16	RED. BUSHING PVC HID. CED-80 10 x 6	10 x 6		PZA
24-837-628	16	RED. BUSHING PVC HID. CED-80 10 x 8	10 x 8		PZA
24-837-668	1	RED. BUSHING PVC HID. CED-80 12 x 8	12 x 8		PZA
24-837-670	1	RED. BUSHING PVC HID. CED-80 12 x 10	12 x 10	PZA	
24-838-101	50	RED. BUSHING PVC HID. CED-80 C/ROSCA 3/4x 1/2	3/4x 1/2		PZA
24-838-130	50	RED. BUSHING PVC HID. CED-80 C/ROSCA 1x 1/2	1x 1/2		PZA
24-838-167	20	RED. BUSHING PVC HID. CED-80 C/ROSCA 1 1/4x3/4	1 1/4x3/4		PZA
24-838-168	25	RED. BUSHING PVC HID. CED-80 C/ROSCA 1 1/4x1	1 1/4x1		PZA
24-838-211	25	RED. BUSHING PVC HID. CED-80 C/ROSCA 1 1/2x1	1 1/2x1		PZA
24-838-212	25	RED. BUSHING PVC HID. CED-80 C/ROSCA 1 1/2x1 1/4	1 1/2x1 1/4		PZA
24-838-248	10	RED. BUSHING PVC HID. CED-80 C/ROSCA 2x3/4	2x3/4		PZA
24-838-249	10	RED. BUSHING PVC HID. CED-80 C/ROSCA 2x1	2x1		PZA
24-838-251	10	RED. BUSHING PVC HID. CED-80 C/ROSCA 2x1 1/2	2x1 1/2		PZA
24-838-292	10	RED. BUSHING PVC HID. CED-80 C/ROSCA 2 1/2x2	2 1/2x2		PZA
24-838-338	10	RED. BUSHING PVC HID. CED-80 C/ROSCA 3x2	3x2		PZA
24-838-339	10	RED. BUSHING PVC HID. CED-80 C/ROSCA 3x2 1/2	3x2 1/2		PZA
24-838-420	6	RED. BUSHING PVC HID. CED-80 C/ROSCA 4x2	4x2		PZA
24-838-422	6	RED. BUSHING PVC HID. CED-80 C/ROSCA 4x3	4x3		PZA

CONEXIÓN PVC HIDRAULICA CED-80						
Código	Empaque	Descripción	Equivalencia en Pulgadas	Imagen	Unidad	
24-839-101	50	RED. BUSHING PVC HID. CED-80 ROSCADO 3/4x1/2	3/4x1/2		PZA	
24-839-130	50	RED. BUSHING PVC HID. CED-80 ROSCADO 1x1/2	1x1/2		PZA	
24-839-131	50	RED. BUSHING PVC HID. CED-80 ROSCADO 1x3/4	1x3/4		PZA	
24-839-167	25	RED. BUSHING PVC HID. CED-80 ROSCADO 1 1/4x3/4	1 1/4x3/4		PZA	
24-839-168	25	RED. BUSHING PVC HID. CED-80 ROSCADO 1 1/4x1	1 1/4x1		PZA	
24-839-209	25	RED. BUSHING PVC HID. CED-80 ROSCADO 1 1/2x1/2	1 1/2x1/2		PZA	
24-839-210	25	RED. BUSHING PVC HID. CED-80 ROSCADO 1 1/2x3/4	1 1/2x3/4		PZA	
24-839-211	25	RED. BUSHING PVC HID. CED-80 ROSCADO 1 1/2x1	1 1/2x1		PZA	
24-839-212	25	RED. BUSHING PVC HID. CED-80 ROSCADO 1 1/2x1 1/4	1 1/2x1 1/4		PZA	
24-839-247	10	RED. BUSHING PVC HID. CED-80 ROSCADO 2x1/2	2x1/2		PZA	
24-839-248	15	RED. BUSHING PVC HID. CED-80 ROSCADO 2x3/4	2x3/4		PZA	
24-839-249	15	RED. BUSHING PVC HID. CED-80 ROSCADO 2x1	2x1		PZA	
24-839-250	15	RED. BUSHING PVC HID. CED-80 ROSCADO 2x1 1/4	2x1 1/4		PZA	
24-839-251	10	RED. BUSHING PVC HID. CED-80 ROSCADO 2x1 1/2	2x1 1/2		PZA	
24-839-292	10	RED. BUSHING PVC HID. CED-80 ROSCADO 2 1/2x2	2 1/2x2		PZA	
24-839-338	30	RED. BUSHING PVC HID. CED-80 ROSCADO 3x2	3x2		PZA	
24-839-420	25	RED. BUSHING PVC HID. CED-80 ROSCADO 4x2	4x2		PZA	
24-839-422	15	RED. BUSHING PVC HID. CED-80 ROSCADO 4x3	4x3		PZA	
24-847-005	65	TAPON CACHUCHA PVC HID. CED-80 1/2	1/2"			PZA
24-847-007	40	TAPON CACHUCHA PVC HID. CED-80 3/4	3/4"			PZA
24-847-010	20	TAPON CACHUCHA PVC HID. CED-80 1	1"	PZA		
24-847-012	10	TAPON CACHUCHA PVC HID. CED-80 1 1/4	1 1/4"	PZA		
24-847-015	10	TAPON CACHUCHA PVC HID. CED-80 1 1/2	1 1/2"	PZA		
24-847-020	10	TAPON CACHUCHA PVC HID. CED-80 2	2"	PZA		
24-847-025	15	TAPON CACHUCHA PVC HID. CED-80 2 1/2	2 1/2"	PZA		
24-847-030	5	TAPON CACHUCHA PVC HID. CED-80 3	3"	PZA		
24-847-040	5	TAPON CACHUCHA PVC HID. CED-80 4	4"	PZA		
24-847-060	4	TAPON CACHUCHA PVC HID. CED-80 6	6"	PZA		
24-847-080	12	TAPON CACHUCHA PVC HID. CED-80 8	8"	PZA		
24-848-005	50	TAPON CACHUCHA PVC HID. CED-80 C/ROSCA 1/2	1/2"		PZA	
24-848-007	40	TAPON CACHUCHA PVC HID. CED-80 C/ROSCA 3/4	3/4"		PZA	
24-848-010	20	TAPON CACHUCHA PVC HID. CED-80 C/ROSCA 1	1"		PZA	
24-848-012	10	TAPON CACHUCHA PVC HID. CED-80 C/ROSCA 1 1/4	1 1/4"		PZA	
24-848-015	10	TAPON CACHUCHA PVC HID. CED-80 C/ROSCA 1 1/2	1 1/2"		PZA	
24-848-020	10	TAPON CACHUCHA PVC HID. CED-80 C/ROSCA 2	2"		PZA	
24-848-025	10	TAPON CACHUCHA PVC HID. CED-80 C/ROSCA 2 1/2	2 1/2"		PZA	
24-848-030	8	TAPON CACHUCHA PVC HID. CED-80 C/ROSCA 3	3"		PZA	
24-848-040	5	TAPON CACHUCHA PVC HID. CED-80 C/ROSCA 4	4"		PZA	
24-850-005	150	TAPON MACHO PVC HID. CED-80 C/ROSCA 1/2	1/2"			PZA
24-850-007	100	TAPON MACHO PVC HID. CED-80 C/ROSCA 3/4	3/4"	PZA		
24-850-010	50	TAPON MACHO PVC HID. CED-80 C/ROSCA 1	1"	PZA		
24-850-012	30	TAPON MACHO PVC HID. CED-80 C/ROSCA 1 1/4	1 1/4"	PZA		
24-850-015	10	TAPON MACHO PVC HID. CED-80 C/ROSCA 1 1/2	1 1/2"	PZA		
24-850-020	10	TAPON MACHO PVC HID. CED-80 C/ROSCA 2	2"	PZA		
24-850-025	10	TAPON MACHO PVC HID. CED-80 C/ROSCA 2 1/2	2 1/2"	PZA		
24-850-030	10	TAPON MACHO PVC HID. CED-80 C/ROSCA 3	3"	PZA		
24-850-040	8	TAPON MACHO PVC HID. CED-80 C/ROSCA 4	4"	PZA		

CONEXIÓN PVC HIDRAULICA CED-80					
Código	Empaque	Descripción	Equivalencia en Pulgadas	Imagen	Unidad
24-851-005	5	BRIDA FIJA PVC HID. CED-80 1/2"	1/2"		PZA
24-851-007	5	BRIDA FIJA PVC HID. CED-80 3/4"	3/4"		PZA
24-851-010	5	BRIDA FIJA PVC HID. CED-80 1"	1"		PZA
24-851-012	5	BRIDA FIJA PVC HID. CED-80 1 1/4"	1 1/4"		PZA
24-851-015	5	BRIDA FIJA PVC HID. CED-80 1 1/2"	1 1/2"		PZA
24-851-020	5	BRIDA FIJA PVC HID. CED-80 2"	2"		PZA
24-851-025	12	BRIDA FIJA PVC HID. CED-80 2 1/2"	2 1/2"		PZA
24-851-030	12	BRIDA FIJA PVC HID. CED-80 3"	3"		PZA
24-851-040	5	BRIDA FIJA PVC HID. CED-80 4"	4"		PZA
24-851-060	2	BRIDA FIJA PVC HID. CED-80 6"	6"		PZA
24-852-005	20	BRIDA ROSCABLE PVC HID. CED-80 1/2	1/2"		PZA
24-852-007	25	BRIDA ROSCABLE PVC HID. CED-80 3/4	3/4"		PZA
24-852-010	15	BRIDA ROSCABLE PVC HID. CED-80 1"	1"		PZA
24-852-012	15	BRIDA ROSCABLE PVC HID. CED-80 1 1/4	1 1/4"		PZA
24-852-015	5	BRIDA ROSCABLE PVC HID. CED-80 1 1/2	1 1/2"		PZA
24-852-020	5	BRIDA ROSCABLE PVC HID. CED-80 2"	2"		PZA
24-852-025	5	BRIDA ROSCABLE PVC HID. CED-80 2 1/2	2 1/2"		PZA
24-852-030	5	BRIDA ROSCABLE PVC HID. CED-80 3"	3"		PZA
24-852-040	5	BRIDA ROSCABLE PVC HID. CED-80 4"	4"		PZA
24-853-020	5	BRIDA CIEGA PVC HID. CED-80 2"	2"		
24-853-025	25	BRIDA CIEGA PVC HID. CED-80 2 1/2	2 1/2"	PZA	
24-853-030	20	BRIDA CIEGA PVC HID. CED-80 3"	3"	PZA	
24-853-040	5	BRIDA CIEGA PVC HID. CED-80 4"	4"	PZA	
24-853-060	2	BRIDA CIEGA PVC HID. CED-80 6"	6"	PZA	
24-853-080	2	BRIDA CIEGA PVC HID. CED-80 8"	8"	PZA	
24-853-100	3	BRIDA CIEGA PVC HID. CED-80 10"	10"	PZA	
24-853-120	2	BRIDA CIEGA PVC HID. CED-80 12"	12"	PZA	
24-854-020	5	BRIDA GIRATORIA PVC HID. CED-80 2"	2"		PZA
24-854-025	10	BRIDA GIRATORIA PVC HID. CED-80 2 1/2	2 1/2"		PZA
24-854-030	20	BRIDA GIRATORIA PVC HID. CED-80 3"	3"		PZA
24-854-040	20	BRIDA GIRATORIA PVC HID. CED-80 4"	4"		PZA
24-854-060	2	BRIDA GIRATORIA PVC HID. CED-80 6"	6"		PZA
24-854-080	1	BRIDA GIRATORIA PVC HID. CED-80 8"	8"		PZA
24-854-100	2	BRIDA GIRATORIA PVC HID. CED-80 10"	10"		PZA
24-854-120	2	BRIDA GIRATORIA PVC HID. CED-80 12"	12"		PZA






TUBERIA CPVC FLOWGUARD					
Código	Empaque	Descripción	Equivalencia en Pulgadas	Imagen	Unidad
09-0503-RET	50	TUBO CTS FG 7 Kg. 1/2"x3.05Mts.	1/2"		Tramo 3.05 mts
09-0703-RET	25	TUBO CTS FG 7 Kg. 3/4"x3.05Mts.	3/4"		Tramo 3.05 mts
09-1003-RET	15	TUBO CTS FG 7 Kg. 1"x3.05Mts.	1"		Tramo 3.05 mts
09-1203-RET	10	TUBO CTS FG 7 Kg. 1 1/4"x3.05Mts.	1 1/4"		Tramo 3.05 mts
09-1503-RET	10	TUBO CTS FG 7 Kg. 1 1/2"x3.05Mts.	1 1/2"		Tramo 3.05 mts
09-2003-RET	5	TUBO CTS FG 7 Kg. 2"x3.05Mts.	2"		Tramo 3.05 mts
09-0506-RET	50	TUBO CTS FG 7 Kg. 1/2"x6.10Mts.	1/2"		tramo 6.10 mts
09-0706-RET	25	TUBO CTS FG 7 Kg. 3/4"x6.10Mts.	3/4"		tramo 6.10 mts
09-1006-RET	15	TUBO CTS FG 7 Kg. 1"x6.10Mts.	1"		tramo 6.10 mts
09-1206-RET	10	TUBO CTS FG 7 Kg. 1 1/4"x6.10Mts.	1 1/4"		tramo 6.10 mts
09-1506-RET	10	TUBO CTS FG 7 Kg. 1 1/2"x6.10Mts.	1 1/2"		tramo 6.10 mts
09-2006-RET	5	TUBO CTS FG 7 Kg. 2"x6.10Mts.	2"		tramo 6.10 mts
09-0503-RHP	50	TUBO CTS FG 9 Kg. 1/2"x3.05Mts.	1/2"		Tramo 3.05 mts
09-0703-RHP	25	TUBO CTS FG 9 Kg. 3/4"x3.05Mts.	3/4"		Tramo 3.05 mts
09-1003-RHP	15	TUBO CTS FG 9 Kg. 1"x3.05Mts.	1"		Tramo 3.05 mts
09-1203-RHP	10	TUBO CTS FG 9 Kg. 1 1/4"x3.05Mts.	1 1/4"		Tramo 3.05 mts
09-1503-RHP	10	TUBO CTS FG 9 Kg. 1 1/2"x3.05Mts.	1 1/2"		Tramo 3.05 mts
09-2003-RHP	5	TUBO CTS FG 9 Kg. 2"x3.05Mts.	2"		Tramo 3.05 mts
09-0506-RHP	50	TUBO CTS FG 9 Kg. 1/2"x6.10Mts.	1/2"		tramo 6.10 mts
09-0706-RHP	25	TUBO CTS FG 9 Kg. 3/4"x6.10Mts.	3/4"		tramo 6.10 mts
09-1006-RHP	15	TUBO CTS FG 9 Kg. 1"x6.10Mts.	1"	tramo 6.10 mts	
09-1206-RHP	10	TUBO CTS FG 9 Kg. 1 1/4"x6.10Mts.	1 1/4"	tramo 6.10 mts	
09-1506-RHP	10	TUBO CTS FG 9 Kg. 1 1/2"x6.10Mts.	1 1/2"	tramo 6.10 mts	
09-2006-RHP	5	TUBO CTS FG 9 Kg. 2"x6.10Mts.	2"	tramo 6.10 mts	
CONEXIÓN CPVC FLOWGUARD					
Código	Empaque	Descripción	Equivalencia en Pulgadas	Imagen	Unidad
26-F8101-005	100	TEE CTS FG 1/2"	1/2"		PZA
26-F8101-007	30	TEE CTS FG 3/4"	3/4"		PZA
26-F8101-010	20	TEE CTS FG 1"	1"		PZA
26-F8101-012	12	TEE CTS FG 1 1/4"	1 1/4"		PZA
26-F8101-015	8	TEE CTS FG 1 1/2"	1 1/2"		PZA
26-F8101-020	4	TEE CTS FG 2"	2"		PZA
26-F8101-094	250	TEE CTS FG 3/4x1/2x1/2	3/4x1/2x1/2		PZA
26-F8101-100	250	TEE CTS FG 3/4x1/2x3/4	3/4x1/2x3/4		PZA
26-F8101-101	40	TEE CTS FG 3/4x3/4x1/2	3/4x3/4x1/2		PZA
26-F8106-005	180	CODO CTS FG 1/2x90º	1/2"		
26-F8106-007	70	CODO CTS FG 3/4x90º	3/4"	PZA	
26-F8106-010	30	CODO CTS FG 1x90º	1"	PZA	
26-F8106-012	15	CODO CTS FG 1 1/4"x90º	1 1/4"	PZA	
26-F8106-015	12	CODO CTS FG 1 1/2"x90º	1 1/2"	PZA	
26-F8106-020	25	CODO CTS FG 2"x90º	2"	PZA	
26-F8107-005	60	CODO OREJA CTS FG 1/2x90º	1/2"		
26-F8107IB-005		CODO OREJA INS. MET CTS 1/2"	1/2"		PZA
26-F8197-005	70	TUERCA UNION CTS FG 1/2"	1/2"		PZA
26-F8197-007	40	TUERCA UNION CTS FG 3/4"	3/4"		PZA
26-F8197-010	17	TUERCA UNION CTS FG 1"	1"		PZA







CONEXIÓN CPVC FLOWGUARD					
Código	Empaque	Descripción	Equivalencia en Pulgadas	Imagen	Unidad
26-F8117-005	200	CODO CTS FG 1/2x45º	1/2"		PZA
26-F8117-007	50	CODO CTS FG 3/4x45º	3/4"		
26-F8117-010	20	CODO CTS FG 1x45º	1"		
26-F8117-012	50	CODO CTS FG 1 1/4x45º	1 1/4"		
26-F8117-015	50	CODO CTS FG 1 1/2x45º	1 1/2"		
26-F8117-020	25	CODO CTS FG 2x45º	2"		
26-F8122-005	200	VALVULA BOLA CTS FG 1/2"	1/2"		PZA
26-F8122-007	100	VALVULA BOLA CTS FG 3/4"	3/4"		
26-F8122-010	60	VALVULA BOLA CTS FG 1"	1"		
26-F8129-005	285	COPLE CTS FG 1/2"	1/2"		PZA
26-F8129-007	70	COPLE CTS FG 3/4"	3/4"		
26-F8129-010	40	COPLE CTS FG 1"	1"		
26-F8129-012	100	COPLE CTS FG 1 1/4"	1 1/4"		
26-F8129-015	50	COPLE CTS FG 1 1/2"	1 1/2"		
26-F8129-020	25	COPLE CTS FG 2"	2"		
26-F8135-005	150	CONECTOR HEMBRA CTS FG 1/2"	1/2"		PZA
26-F8135-007	50	CONECTOR HEMBRA CTS FG 3/4"	3/4"		
26-F8135-010	40	CONECTOR HEMBRA CTS FG 1"	1"		
26-F8135IB-005	40	CONECTOR HEMBRA INS. METALICO CTS FG 1/2"	1/2"		PZA
26-F8135IB-007	30	CONECTOR HEMBRA INS. METALICO CTS FG 3/4"	3/4"		
26-F8135IB-010	20	CONECTOR HEMBRA INS. METALICO CTS FG 1"	1"		
26-F8135IB-012	10	CONECTOR HEMBRA INS. METALICO CTS FG 1 1/4"	1 1/4"		
26-F8135IB-015	10	CONECTOR HEMBRA INS. METALICO CTS FG 1 1/2"	1 1/2"		
26-F8135IB-020	8	CONECTOR HEMBRA INS. METALICO CTS FG 2"	2"		
26-F8136-005	240	CONECTOR MACHO CTS FG 1/2"	1/2"		PZA
26-F8136-007	65	CONECTOR MACHO CTS FG 3/4"	3/4"		
26-F8136-010	35	CONECTOR MACHO CTS FG 1"	1"		
26-F8136-012	20	CONECTOR MACHO CTS FG 1 1/4"	1 1/4"		
26-F8136-015	50	CONECTOR MACHO CTS FG 1 1/2"	1 1/2"		
26-F8136-020	25	CONECTOR MACHO CTS FG 2"	2"		
26-F8136IB-005	40	CONECTOR MACHO INS. METALICO CTS FG 1/2"	1/2"		PZA
26-F8136IB-007	30	CONECTOR MACHO INS. METALICO CTS FG 3/4"	3/4"		
26-F8136IB-010	20	CONECTOR MACHO INS. METALICO CTS FG 1"	1"		
26-F8136IB-012	10	CONECTOR MACHO INS. METALICO CTS FG 1 1/4"	1 1/4"		
26-F8136IB-015	10	CONECTOR MACHO INS. METALICO CTS FG 1 1/2"	1 1/2"		
26-F8136IB-020	8	CONECTOR MACHO INS. METALICO CTS FG 2"	2"		
26-F8137-101	200	RED .BUSH. CTS FG 3/4x1/2	3/4x1/2		PZA
26-F8137-130	90	RED. BUSH. CTS FG 1x1/2	1x1/2		
26-F8137-131	120	RED. BUSH. CTS FG 1x3/4	1x3/4		
26-F8137-166	100	RED. BUSH. CTS FG 11/4x1/2	11/4x1/2		
26-F8137-167	100	RED. BUSH. CTS FG 11/4x3/4	11/4x3/4		
26-F8137-168	100	RED. BUSH. CTS FG 11/4x1	11/4x1		
26-F8137-210	100	RED. BUSH. CTS FG 11/2x3/4	11/2x3/4		
26-F8137-211	100	RED .BUSH. CTS FG 11/2x1	11/2x1		
26-F8137-212	100	RED. BUSH. CTS FG 11/2x11/4	11/2x11/4		
26-F8137-249	100	RED. BUSH. CTS FG 2x1	2x1		
26-F8137-251	50	RED. BUSH. CTS FG 2x11/2	2x11/2		
26-F8147-005	300	TAPA CACHUCHA CTS FG 1/2"	1/2"		
26-F8147-007	100	TAPA CACHUCHA CTS FG 3/4"	3/4"		
26-F8147-010	50	TAPA CACHUCHA CTS FG 1"	1"		
26-F8147-012	10	TAPA CACHUCHA CTS FG 11/4	1 1/4"		
26-F8147-015	50	TAPA CACHUCHA CTS FG 1 1/2"	1 1/2"		
26-F8147-020	25	TAPA CACHUCHA CTS FG 2"	2"		
41-33-0155-AZ	18	JUEGO DE LLAVES P/REGADERA P/EMPOTRAR CPVC			PZA

TUBERIA CPVC MAZ					
Código	Empaque	Descripción	Equivalencia en Pulgadas	Imagen	Unidad
09-0503-STD	50	TUBO CPVC STANDARD GENERICO 1/2"x3.05 (5.5 kgs)	1/2"		Tramo 3.05 mts
09-0703-STD	25	TUBO CPVC STANDARD GENERICO 3/4"x3.05 (5.5 kgs)	3/4"		Tramo 3.05 mts
09-1003-STD	15	TUBO CPVC STANDARD GENERICO 1"x3.05 (5.5 kgs)	1"		Tramo 3.05 mts
09-0506-STD	50	TUBO CPVC STANDARD GENERICO 1/2"x6.10 (5.5 kgs)	1/2"		Tramo 6.10 mts
09-0706-STD	25	TUBO CPVC STANDARD GENERICO 3/4"x6.10 (5.5 kgs)	3/4"		Tramo 6.10 mts
09-1006-STD	15	TUBO CPVC STANDARD GENERICO 1"x6.10 (5.5 kgs)	1"		Tramo 6.10 mts
CONEXIÓN CPVC MAZ					
Código	Empaque	Descripción	Equivalencia en Pulgadas	Imagen	Unidad
26-F4101-005C	1050	TEE CPVC CTS GENERICO 1/2"	1/2"		PZA
26-F4101-007C	400	TEE CPVC CTS GENERICO 3/4"	3/4"		PZA
26-F4101-010C	200	TEE CPVC CTS GENERICO 1"	1"		PZA
26-f4101-094C	550	TEE RED. CPVC CTS GENERICO 3/4"x1/2"x1/2"	3/4"x1/2"x1/2"		PZA
26-F4101-101C	550	TEE RED. CPVC CTS GENERICO 3/4"x3/4"x1/2"	3/4"x3/4"x1/2"		PZA
26-F4120-005C	750	TEE DOBLE CPVC CTS GENERICO 1/2"	1/2"		PZA
26-F4106-005C	1500	CODO CPVC CTS GENERICO 1/2" x 90°	1/2"		PZA
26-F4106-007C	650	CODO CPVC CTS GENERICO 3/4" x 90°	3/4"		PZA
26-F4106-010C	300	CODO CPVC CTS GENERICO 1" x 90°	1"		PZA
26-F4107-005C	450	CODO CONECTOR HEMBRA C/OREJA CPVC CTS GENERICO 1/2" x 90°	1/2"		PZA
26-F4107IB-005C	200	CODO OREJA INS. METALICO CPVC CTS GENERICO 1/2" x 90°	1/2"		PZA
26-F4117-005C	1700	CODO CPVC CTS GENERICO 1/2" x 45°	1/2"		PZA
26-F4117-007C	750	CODO CPVC CTS GENERICO 3/4" x 45°	3/4"		PZA
26-F4117-010C	350	CODO CPVC CTS GENERICO 1" x 45°	1"		PZA
26-F4129-005C	2500	COPLA CPVC CTS GENERICO 1/2"	1/2"		PZA
26-F4129-007C	1000	COPLA CPVC CTS GENERICO 3/4"	3/4"		PZA
26-F4129-010C	500	COPLA CPVC CTS GENERICO 1"	1"		PZA
26-F4135-005ORC	1250	CONECTOR HEMBRA CPVC CTS GENERICO 1/2"	1/2"		PZA
26-F4135-007ORC	700	CONECTOR HEMBRA CPVC CTS GENERICO 3/4"	3/4"		PZA
26-F4135-010ORC	400	CONECTOR HEMBRA CPVC CTS GENERICO 1"	1"		PZA
26-F4135IB-005	340	CONECTOR HEMBRA INS. BCE. CPVC CTS GENERICO 1/2"	1/2"		PZA
26-F4135IB-007	200	CONECTOR HEMBRA INS. BCE. CPVC CTS GENERICO 3/4"	3/4"		PZA
26-F4135IB-010	100	CONECTOR HEMBRA INS. BCE. CPVC CTS GENERICO 1"	1"		PZA

Código	Empaque	Descripción	Equivalencia en Pulgadas	Imagen	Unidad
26-F4136-005C	1700	CONECTOR MACHO CPVC CTS GENERICO 1/2"	1/2"		PZA
26-F4136-007C	950	CONECTOR MACHO CPVC CTS GENERICO 3/4"	3/4"		PZA
26-F4136-010C	500	CONECTOR MACHO CPVC CTS GENERICO 1"	1"		PZA
26-F4136IB-005	300	CONECTOR MACHO INS. BCE. CPVC CTS GENERICO 1/2"	1/2"		PZA
26-F4136IB-007	200	CONECTOR MACHO INS. BCE. CPVC CTS GENERICO 3/4"	3/4"		PZA
26-F4136IB-010	100	CONECTOR MACHO INS. BCE. CPVC CTS GENERICO 1"	1"		PZA
26-F4137-101C	2300	RED. BUSHING CPVC CTS GENERICO 3/4" x 1/2"	3/4"x1/2"		PZA
26-F4137-130C	1050	RED. BUSHING CPVC CTS GENERICO 1" x 1/2"	1"X1/2"		PZA
26-F4137-131C	1050	RED. BUSHING CPVC CTS GENERICO 1" x 3/4"	1"X3/4"		PZA
26-F4147-005C	4500	TAPON CACHUCHA CPVC CTS GENERICO 1/2"	1/2"		PZA
26-F4147-007C	1800	TAPON CACHUCHA CPVC CTS GENERICO 3/4"	3/4"		PZA
26-F4147-010	900	TAPON CACHUCHA CPVC CTS GENERICO 1"	1"		PZA
26-F4197-005C	600	TUERCA UNION CPVC CTS GENERICO 1/2"	1/2"		PZA
26-F4197-007C	350	TUERCA UNION CPVC CTS GENERICO 3/4"	3/4"		PZA
26-F4197-010C	200	TUERCA UNION CPVC CTS GENERICO 1"	1"		PZA
26-F4250-005C	260	COPLER COMPRESION CPVC CTS GENERICO 1/2"	1/2"		PZA
26-F4250-007C	150	COPLER COMPRESION CPVC CTS GENERICO 3/4"	3/4"		PZA
26-F1922-005	200	VALVULA BOLA CPVC CTS PREMIUM 1/2"	1/2"		PZA
26-F1922-007	100	VALVULA BOLA CPVC CTS PREMIUM 3/4"	3/4"		PZA
26-F1922-010	60	VALVULA BOLA CPVC CTS PREMIUM 1"	1"		PZA
26-F4122-005	300	VALVULA BOLA CPVC CTS GENERICO 1/2"	1/2"		PZA
26-F4122-007	200	VALVULA BOLA CPVC CTS GENERICO 3/4"	3/4"		PZA
26-F4122-010	110	VALVULA BOLA CPVC CTS GENERICO 1"	1"		PZA
26-F7024c	400	LLAVE DE ANGULO			PZA

TUBERIA CPVC CED-80 CORZAN					
Código	Empaque	Descripción	Equivalencia en Pulgadas	Imagen	Unidad
10-18005	10	TUBO CPVC C-80 CORZAN 1/2" x 6.10Mts.	1/2"		tramo 6.10 mts
10-18007	10	TUBO CPVC C-80 CORZAN 3/4" x 6.10Mts.	3/4"		tramo 6.10 mts
10-18010	10	TUBO CPVC C-80 CORZAN 1" x 6.10Mts.	1"		tramo 6.10 mts
10-18012	20	TUBO CPVC C-80 CORZAN 1 1/4" x 6.10Mts.	1 1/4"		tramo 6.10 mts
10-18015	20	TUBO CPVC C-80 CORZAN 1 1/2" x 6.10Mts.	1 1/2"		tramo 6.10 mts
10-18020	15	TUBO CPVC C-80 CORZAN 2" x 6.10Mts.	2"		tramo 6.10 mts
10-18025	10	TUBO CPVC C-80 CORZAN 2 1/2" x 6.10Mts.	2 1/2"		tramo 6.10 mts
10-18030	10	TUBO CPVC C-80 CORZAN 3" x 6.10Mts.	3"		tramo 6.10 mts
10-18040	8	TUBO CPVC C-80 CORZAN 4" x 6.10Mts.	4"		tramo 6.10 mts
10-18060	6	TUBO CPVC C-80 CORZAN 6" x 6.10Mts.	6"		tramo 6.10 mts
CONEXIÓN CPVC CED-80 CORZAN					
Código	Empaque	Descripción	Equivalencia en Pulgadas	Imagen	Unidad
27-801-005C	25	TEE CPVC CED-80 1/2	1/2"		PZA
27-801-007C	15	TEE CPVC CED-80 3/4"	3/4"		PZA
27-801-010C	15	TEE CPVC CED-80 1	1"		PZA
27-801-012C	10	TEE CPVC CED-80 1 1/4	1 1/4"		PZA
27-801-015C	10	TEE CPVC CED-80 1 1/2	1 1/2"		PZA
27-801-020C	10	TEE CPVC CED-80 2	2"		PZA
27-801-025C	10	TEE CPVC CED-80 2 1/2"	2 1/2"		PZA
27-801-030C	5	TEE CPVC CED-80 3	3"		PZA
27-801-040C	5	TEE CPVC CED-80 4	4"		PZA
27-801-060C	4	TEE CPVC CED-80 6"	6"		PZA
27-801-080C	2	TEE CPVC CED-80 8	8"	PZA	
27-806-005C	25	CODO CPVC CED-80 90° x 1/2"	1/2"		PZA
27-806-007C	20	CODO CPVC CED-80 90° x 3/4"	3/4"		PZA
27-806-010C	10	CODO CPVC CED-80 90° x 1	1"		PZA
27-806-012C	10	CODO CPVC CED-80 90° x 1 1/4	1 1/4"		PZA
27-806-015C	15	CODO CPVC CED-80 90° x 1 1/2	1 1/2"		PZA
27-806-020C	15	CODO CPVC CED-80 90° x 2	2"		PZA
27-806-025C	5	CODO CPVC CED-80 90° x 2 1/2"	2 1/2"		PZA
27-806-030C	5	CODO CPVC CED-80 90° x 3	3"		PZA
27-806-040C	4	CODO CPVC CED-80 90° x 4	4"		PZA
27-806-060C	4	CODO CPVC CED-80 90° x 6	6"		PZA
27-806-080C	2	CODO CPVC CED-80 90° x 8	8"	PZA	
27-817-005C	20	CODO CPVC CED-80 45° x 1/2"	1/2"		PZA
27-817-007C	25	CODO CPVC CED-80 45° x 3/4"	3/4"		PZA
27-817-010C	15	CODO CPVC CED-80 45° x 1	1"		PZA
27-817-012C	10	CODO CPVC CED-80 45° x 1 1/4"	1 1/4"		PZA
27-817-015C	10	CODO CPVC CED-80 45° x 1 1/2"	1 1/2"		PZA
27-817-020C	10	CODO CPVC CED-80 45° x 2"	2"		PZA
27-817-025C	5	CODO CPVC CED-80 45° x 2 1/2"	2 1/2"		PZA
27-817-030C	5	CODO CPVC CED-80 45° x 3"	3"		PZA
27-817-040C	5	CODO CPVC CED-80 45° x 4	4"		PZA
27-817-060C	5	CODO CPVC CED-80 45° x 6"	6"		PZA
27-817-080C	2	CODO CPVC CED-80 45° x 8"	8"	PZA	
27-829-005C	25	COPE CPVC CED-80 1/2"	1/2"		PZA
27-829-007C	25	COPE CPVC CED-80 3/4"	3/4"		PZA
27-829-010C	20	COPE CPVC CED-80 1	1"		PZA
27-829-012C	10	COPE CPVC CED-80 1 1/4	1 1/4"		PZA
27-829-015C	10	COPE CPVC CED-80 1 1/2	1 1/2"		PZA
27-829-020C	10	COPE CPVC CED-80 2	2"		PZA

CONEXIÓN CPVC CED-80 CORZAN					
Código	Empaque	Descripción	Equivalencia en Pulgadas	Imagen	Unidad
27-829-025C	5	COPLE CPVC CED-80 2 1/2	2 1/2"		PZA
27-829-030C	5	COPLE CPVC CED-80 3	3"		PZA
27-829-040C	5	COPLE CPVC CED-80 4	4"		PZA
27-829-060C	4	COPLE CPVC CED-80 6	6"		PZA
27-829-080C	2	COPLE CPVC CED-80 8	8"		PZA
27-835-005C	25	CONECTOR HEMBRA CPVC CED-80 1/2	1/2"		PZA
27-835-007C	15	CONECTOR HEMBRA CPVC CED-80 3/4	3/4"		PZA
27-835-010C	15	CONECTOR HEMBRA CPVC CED-80 1	1"		PZA
27-835-012C	10	CONECTOR HEMBRA CPVC CED-80 1 1/4	1 1/4"		PZA
27-835-015C	10	CONECTOR HEMBRA CPVC CED-80 1 1/2	1 1/2"		PZA
27-835-020C	10	CONECTOR HEMBRA CPVC CED-80 2	2"		PZA
27-835-030C	5	CONECTOR HEMBRA CPVC CED-80 3	3"		PZA
27-835-040C	5	CONECTOR HEMBRA CPVC CED-80 4	4"		PZA
27-836-005C	25	CONECTOR MACHO CPVC CED-80 1/2	1/2"		PZA
27-836-007C	25	CONECTOR MACHO CPVC CED-80 3/4	3/4"		PZA
27-836-010C	10	CONECTOR MACHO CPVC CED-80 1	1"		PZA
27-836-012C	10	CONECTOR MACHO CPVC CED-80 1 1/4	1 1/4"		PZA
27-836-015C	10	CONECTOR MACHO CPVC CED-80 1 1/2	1 1/2"		PZA
27-836-020C	10	CONECTOR MACHO CPVC CED-80 2	2"		PZA
27-836-030C	5	CONECTOR MACHO CPVC CED-80 3	3"		PZA
27-836-040C	5	CONECTOR MACHO CPVC CED-80 4	4"		PZA
27-837-101C	50	RED. BUSHING CPVC CED-80 3/4 x 1/2	3/4 x 1/2		PZA
27-837-130C	50	RED. BUSHING CPVC CED-80 1 x 1/2	1 x 1/2		PZA
27-837-131C	50	RED. BUSHING CPVC CED-80 1 x 3/4	1 x 3/4		PZA
27-837-166C	25	RED. BUSHING CPVC CED-80 1 1/4" x 1/2"	1 1/4" x 1/2"		PZA
27-837-167C	25	RED. BUSHING CPVC CED-80 1 1/4 x 3/4	1 1/4 x 3/4		PZA
27-837-168C	25	RED. BUSHING CPVC CED-80 1 1/4 x 1	1 1/4 x 1		PZA
27-837-209C	20	RED. BUSHING CPVC CED-80 1 1/2" x 1/2"	1 1/2" x 1/2"		PZA
27-837-210C	20	RED. BUSHING CPVC CED-80 1 1/2 x 3/4	1 1/2 x 3/4		PZA
27-837-211C	20	RED. BUSHING CPVC CED-80 1 1/2 x 1	1 1/2 x 1		PZA
27-837-212C	25	RED. BUSHING CPVC CED-80 1 1/2 x 1 1/4"	1 1/2 x 1 1/4"		PZA
27-837-247C	10	RED. BUSHING CPVC CED-80 2" x 1/2"	2" x 1/2"		PZA
27-837-248C	10	RED. BUSHING CPVC CED-80 2 x 3/4	2 x 3/4		PZA
27-837-249C	10	RED. BUSHING CPVC CED-80 2 x 1	2 x 1		PZA
27-837-250C	10	RED. BUSHING CPVC CED-80 2 x 1 1/4	2 x 1 1/4		PZA
27-837-251C	10	RED. BUSHING CPVC CED-80 2 x 1 1/2	2 x 1 1/2		PZA
27-837-292C	10	RED. BUSHING CPVC CED-80 2 1/2" x 2"	2 1/2" x 2"		PZA
27-837-337C	10	RED. BUSHING CPVC CED-80 3" x 1 1/2"	3" x 1 1/2"		PZA
27-837-338C	10	RED. BUSHING CPVC CED-80 3 x 2	3 x 2		PZA
27-837-339C	10	RED. BUSHING CPVC CED-80 3" x 2 1/2"	3" x 2 1/2"		PZA
27-837-420C	10	RED. BUSHING CPVC CED-80 4" x 2"	4" x 2"		PZA
27-837-422C	10	RED. BUSHING CPVC CED-80 4 x 3	4 x 3	PZA	
27-837-530C	5	RED. BUSHING CPVC CED-80 6" x 3"	6" x 3"	PZA	
27-837-532C	5	RED. BUSHING CPVC CED-80 6 x 4	6 x 4	PZA	
27-837-585C	4	RED. BUSHING CPVC CED-80 8" x 6"	8" x 6"	PZA	
27-847-005C	25	TAPON CACHUCHA CPVC CED-80 1/2	1/2"		PZA
27-847-007C	25	TAPON CACHUCHA CPVC CED-80 3/4	3/4"		PZA
27-847-010C	25	TAPON CACHUCHA CPVC CED-80 1	1"		PZA
27-847-012C	10	TAPON CACHUCHA CPVC CED-80 1 1/4	1 1/4"		PZA
27-847-015C	10	TAPON CACHUCHA CPVC CED-80 1 1/2"	1 1/2"		PZA
27-847-020C	10	TAPON CACHUCHA CPVC CED-80 2	2"		PZA
27-847-030C	5	TAPON CACHUCHA CPVC CED-80 3	3"		PZA
27-847-040C	5	TAPON CACHUCHA CPVC CED-80 4"	4"		PZA
27-847-060C	4	TAPON CACHUCHA CPVC CED-80 6	6"		PZA
27-847-080C	3	TAPON CACHUCHA CPVC CED-80 8	8"		PZA

CONEXIÓN CPVC CED-80 CORZAN					
Código	Empaque	Descripción	Equivalencia en Pulgadas	Imagen	Unidad
27-850-005C	25	TAPON MACHO CPVC CED-80 1/2	1/2"		PZA
27-850-007C	25	TAPON MACHO CPVC CED-80 3/4	3/4"		PZA
27-850-010C	15	TAPON MACHO CPVC CED-80 1	1"		PZA
27-850-015C	10	TAPON MACHO CPVC CED-80 1 1/2	1 1/2"		PZA
27-850-020C	10	TAPON MACHO CPVC CED-80 2	2"		PZA
27-850-030C	5	TAPON MACHO CPVC CED-80 3	3"		PZA
27-850-040C	5	TAPON MACHO CPVC CED-80 4	4"	PZA	
27-851-005C	25	BRIDA FIJA CEMENTAR CPVC CED-80 1/2	1/2"		PZA
27-851-007C	25	BRIDA FIJA CEMENTAR CPVC CED-80 3/4	3/4"		PZA
27-851-010C	15	BRIDA FIJA CEMENTAR CPVC CED-80 1	1"		PZA
27-853-005C	25	BRIDA CIEGA CPVC CED-80 1/2	1/2"		PZA
27-853-007C	25	BRIDA CIEGA CPVC CED-80 3/4	3/4"		PZA
27-853-010C	25	BRIDA CIEGA CPVC CED-80 1"	1"		PZA
27-853-012C	10	BRIDA CIEGA CPVC CED-80 1 1/4	1 1/4"		PZA
27-853-015C	10	BRIDA CIEGA CPVC CED-80 1 1/2	1 1/2"		PZA
27-853-020C	10	BRIDA CIEGA CPVC CED-80 2	2"		PZA
27-853-030C	5	BRIDA CIEGA CPVC CED-80 3	3"		PZA
27-853-040C	5	BRIDA CIEGA CPVC CED-80 4	4"		PZA
27-853-060C	5	BRIDA CIEGA CPVC CED-80 6	6"		PZA
27-853-080C	5	BRIDA CIEGA CPVC CED-80 8	8"		PZA
27-854-015C	20	BRIDA GIRATORIA CPVC CED-80 1 1/2	1 1/2"		PZA
27-854-020C	10	BRIDA GIRATORIA CPVC CED-80 2	2"		PZA
27-854-025C	10	BRIDA GIRATORIA CPVC CED-80 2 1/2	2 1/2"		PZA
27-854-030C	10	BRIDA GIRATORIA CPVC CED-80 3	3"		PZA
27-854-040C	5	BRIDA GIRATORIA CPVC CED-80 4	4"		PZA
27-854-060C	5	BRIDA GIRATORIA CPVC CED-80 6	6"		PZA
27-854-080C	2	BRIDA GIRATORIA CPVC CED-80 8	8"		PZA
27-875-015C	20	YEE CPVC CED-80 1 1/2	1 1/2"		
27-875-020C	10	YEE CPVC CED-80 2"	2"	PZA	
27-875-030C	5	YEE CPVC CED-80 3	3"	PZA	
27-875-040C	4	YEE CPVC CED-80 4"	4"	PZA	
27-875-060C	3	YEE CPVC CED-80 6"	6"	PZA	
27-897-005C	10	TUERCA UNION CPVC CED-80 1/2	1/2"		PZA
27-897-007C	10	TUERCA UNION CPVC CED-80 3/4	3/4"		PZA
27-897-010C	10	TUERCA UNION CPVC CED-80 1"	1"		PZA
27-897-012C	5	TUERCA UNION CPVC CED-80 1 1/4	1 1/4"		PZA
27-897-015C	5	TUERCA UNION CPVC CED-80 1 1/2	1 1/2"		PZA
27-897-020C	5	TUERCA UNION CPVC CED-80 2	2"		PZA
27-897-030C	5	TUERCA UNION CPVC CED-80 3	3"		PZA
27-897-040C	4	TUERCA UNION CPVC CED-80 4	4"		PZA

TUBERIA CPVC BLAZEMASTER

Código	Empaque	Descripción	Equivalencia en Pulgadas	Imagen	Unidad
11-13.5-007	240	TUBO CPVC BLAZEMASTER 3/4"x15'	3/4"		Tramo 15' (pies)
11-13.5-010	180	TUBO CPVC BLAZEMASTER 1"x15'	1"		Tramo 15' (pies)
11-13.5-012	105	TUBO CPVC BLAZEMASTER 1 1/4"x15'	1 1/4"		Tramo 15' (pies)
11-13.5-015	75	TUBO CPVC BLAZEMASTER 1 1/2"x15'	1 1/2"		Tramo 15' (pies)
11-13.5-020	60	TUBO CPVC BLAZEMASTER 2"x15'	2"		Tramo 15' (pies)
11-13.5-025	30	TUBO CPVC BLAZEMASTER 2 1/2"x15'	2 1/2"		Tramo 15' (pies)
11-13.5-030	15	TUBO CPVC BLAZEMASTER 3"x15'	3"		Tramo 15' (pies)

CONEXIÓN CPVC BLAZEMASTER

Código	Empaque	Descripción	Equivalencia en Pulgadas	Imagen	Unidad	
28-4201-07	250	TEE CPVC BLAZEMASTER 3/4"	3/4"		PZA	
28-4201-10	100	TEE CPVC BLAZEMASTER 1"	1"		PZA	
28-4201-12	25	TEE CPVC BLAZEMASTER 1 1/4"	1 1/4"		PZA	
28-4201-15	25	TEE CPVC BLAZEMASTER 1 1/2"	1 1/2"		PZA	
28-4201-20	10	TEE CPVC BLAZEMASTER 2"	2"		PZA	
28-4201-25	5	TEE CPVC BLAZEMASTER 2 1/2"	2 1/2"		PZA	
28-4201-30	5	TEE CPVC BLAZEMASTER 3"	3"		PZA	
28-4202-101	50	TEE RED. CPVC BLAZEMASTER 3/4 x3/4 x1	3/4 x3/4 x1		PZA	
28-4202-102	50	TEE RED. CPVC BLAZEMASTER 1 x 3/4 x 3/4	1 x 3/4 x 3/4		PZA	
28-4202-103	50	TEE RED. CPVC BLAZEMASTER 1 x 3/4 x 1	1 x 3/4 x 1		PZA	
28-4202-104	100	TEE RED. CPVC BLAZEMASTER 1 x 1 x 3/4	1 x 1 x 3/4		PZA	
28-4202-105	100	TEE RED. CPVC BLAZEMASTER 1 x 1/2 x 1	1 x 1/2 x 1		PZA	
28-4202-106	25	TEE RED. CPVC BLAZEMASTER 1 1/4 x 1 x 1	1 1/4 x 1 x 1		PZA	
28-4202-107	25	TEE RED. CPVC BLAZEMASTER 1 1/4 x 1 x 1 1/4	1 1/4 x 1 x 1 1/4		PZA	
28-4202-109	25	TEE RED. CPVC BLAZEMASTER 1 1/4 x 1 1/4 x 1	1 1/4 x 1 1/4 x 1		PZA	
28-4202-112	25	TEE RED. CPVC BLAZEMASTER 1 1/2 x 1 1/4 x 1	1 1/2 x 1 1/4 x 1		PZA	
28-4202-114	25	TEE RED. CPVC BLAZEMASTER 1 1/2 x 1 1/2 x 1	1 1/2 x 1 1/2 x 1		PZA	
28-4202-115	25	TEE RED. CPVC BLAZEMASTER 1 1/2 x 1 1/2 x 1 1/4	1 1/2 x 1 1/2 x 1 1/4		PZA	
28-4202-118	10	TEE RED. CPVC BLAZEMASTER 2 x 2 x 1	2 x 2 x 1		PZA	
28-4202-119	10	TEE RED. CPVC BLAZEMASTER 2 x 2 x 1 1/2	2 x 2 x 1 1/2		PZA	
28-4202-120	10	TEE RED. CPVC BLAZEMASTER 2 x 2 x 1 1/4	2 x 2 x 1 1/4		PZA	
28-4202-123	5	TEE RED. CPVC BLAZEMASTER 2 1/2 x 2 1/2 x 1 1/2	2 1/2 x 2 1/2 x 1 1/2		PZA	
28-4202-126	5	TEE RED. CPVC BLAZEMASTER 3 x3 x 1 1/2	3 x3 x 1 1/2		PZA	
28-4202-137	25	TEE RED. CPVC BLAZEMASTER 1 1/4 x 1 1/4 x 3/4	1 1/4 x 1 1/4 x 3/4		PZA	
28-4202-157	25	TEE RED. CPVC BLAZEMASTER 1 1/4 x 1 x 3/4	1 1/4 x 1 x 3/4		PZA	
28-4202-169	25	TEE RED. CPVC BLAZEMASTER 1 1/4 x 1 1/4 x 1 1/2	1 1/4 x 1 1/4 x 1 1/2		PZA	
28-4202-201	25	TEE RED. CPVC BLAZEMASTER 1 1/2 x 1 1/4 x 3/4	1 1/2 x 1 1/4 x 3/4		PZA	
28-4202-210	25	TEE RED. CPVC BLAZEMASTER 1 1/2 x 1 1/2 x 3/4	1 1/2 x 1 1/2 x 3/4		PZA	
28-4202-213	25	TEE RED. CPVC BLAZEMASTER 1 1/2 x 1 1/2 x 2	1 1/2 x 1 1/2 x 2		PZA	
28-4202-248	10	TEE RED. CPVC BLAZEMASTER 2 x 2 x 3/4	2 x 2 x 3/4		PZA	
28-4202-289	5	TEE RED. CPVC BLAZEMASTER 2 1/2 x 2 1/2 x 1	2 1/2 x 2 1/2 x 1		PZA	
28-4202-290	5	TEE RED. CPVC BLAZEMASTER 2 1/2 x 2 1/2 x 1 1/4	2 1/2 x 2 1/2 x 1 1/4		PZA	
28-4202-292	5	TEE RED. CPVC BLAZEMASTER 2 1/2 x 2 1/2 x 2	2 1/2 x 2 1/2 x 2		PZA	
28-4202-338	5	TEE RED. CPVC BLAZEMASTER 3 x3 x2	3 x3 x2		PZA	
28-4202-339	5	TEE RED. CPVC BLAZEMASTER 3 x 3 x 2 1/2	3 x 3 x 2 1/2		PZA	
28-4202IB-010	50	TEE RED. INS. MET. CPVC BLAZEMASTER 1x1x1	1x1x1			PZA
28-4202IB-101	50	TEE RED. INS. MET. CPVC BLAZEMASTER 3/4x3/4x1/2	3/4x3/4x1/2			PZA
28-4202IB-122	10	TEE RED. INS. MET. CPVC BLAZEMASTER 1x1/2x1	1x1/2x1			PZA
28-4202IB-124	10	TEE RED. INS. MET. CPVC BLAZEMASTER 1x3/4x1/2	1x3/4x1/2			PZA
28-4202IB-130	50	TEE RED. INS. MET. CPVC BLAZEMASTER 1x1x1/2	1x1x1/2			PZA
28-4202IB-156	25	TEE RED. INS. MET. CPVC BLAZEMASTER 1 1/4x1x1/2	1 1/4x1x1/2	PZA		
28-4202IB-166	25	TEE RED. INS. MET. CPVC BLAZEMASTER 1 1/4x1 1/4x1/2	1 1/4x1 1/4x1/2	PZA		
28-4202IB-199	25	TEE RED. INS. MET. CPVC BLAZEMASTER 1 1/2x11/4x1/2	1 1/2x11/4x1/2	PZA		
28-4202IB-209	25	TEE RED. INS. MET. CPVC BLAZEMASTER 1 1/2x1 1/2x1/2	1 1/2x1 1/2x1/2	PZA		
28-4202IB-237	10	TEE RED. INS. MET. CPVC BLAZEMASTER 2x1 1/2x1/2	2x1 1/2x1/2	PZA		
28-4202IB-247	10	TEE RED. INS. MET. CPVC BLAZEMASTER 2x2x1/2	2x2x1/2	PZA		

CONEXIÓN CPVC BLAZEMASTER					
Código	Empaque	Descripción	Equivalencia en Pulgadas	Imagen	Unidad
28-4206-07	250	CODO CPVC BLAZEMASTER 3/4" x90°	3/4"		PZA
28-4206-10	100	CODO CPVC BLAZEMASTER 1"x90°	1"		PZA
28-4206-12	25	CODO CPVC BLAZEMASTER 1 1/4"x90°	1 1/4"		PZA
28-4206-15	25	CODO CPVC BLAZEMASTER 1 1/2"x90°	1 1/2"		PZA
28-4206-20	10	CODO CPVC BLAZEMASTER 2"x90°	2"		PZA
28-4206-25	5	CODO CPVC BLAZEMASTER 2 1/2"x90°	2 1/2"		PZA
28-4206-30	5	CODO CPVC BLAZEMASTER 3"x90°	3"		PZA
28-4206-131	10	CODO CPVC BLAZEMASTER 1x 3/4" x90°	1"x3/4"x90°		PZA
28-4206IB-101	100	CODO ROCIADOR CPVC BLAZEMASTER 3/4" x 1/2"	3/4"x1/2"		PZA
28-4206IB-130	50	CODO ROCIADOR CPVC BLAZEMASTER 1" x 1/2"	1"x1/2"		PZA
28-4206IB-131	10	CODO ROCIADOR CPVC BLAZEMASTER 1" x 3/4"	1"x3/4"		PZA
28-4206IB-166	25	CODO ROCIADOR CPVC BLAZEMASTER 1 1/4" x 1/2"	1 1/4"x1/2"		PZA
28-4217-07	250	CODO CPVC BLAZEMASTER 3/4"x45°	3/4"		PZA
28-4217-10	100	CODO CPVC BLAZEMASTER 1"x45°	1"		PZA
28-4217-12	25	CODO CPVC BLAZEMASTER 1 1/4"x45°	1 1/4"		PZA
28-4217-15	5	CODO CPVC BLAZEMASTER 1 1/2"x45°	1 1/2"		PZA
28-4217-20	10	CODO CPVC BLAZEMASTER 2"x45°	2"		PZA
28-4217-25	5	CODO CPVC BLAZEMASTER 2 1/2"x45°	2 1/2"		PZA
28-4217-30	1	CODO CPVC BLAZEMASTER 3"x45°	3"		PZA
28-4229-07	250	COPLER CPVC BLAZEMASTER 3/4"	3/4"		
28-4229-10	100	COPLER CPVC BLAZEMASTER 1"	1"	PZA	
28-4229-12	25	COPLER CPVC BLAZEMASTER 1 1/4"	1 1/4"	PZA	
28-4229-15	25	COPLER CPVC BLAZEMASTER 1 1/2"	1 1/2"	PZA	
28-4229-20	10	COPLER CPVC BLAZEMASTER 2"	2"	PZA	
28-4229-25	5	COPLER CPVC BLAZEMASTER 2 1/2"	2 1/2"	PZA	
28-4229-30	1	COPLER CPVC BLAZEMASTER 3"	3"	PZA	
28-4229-131	50	COPLER RED. CPVC BLAZEMASTER 1x3/4	1"x3/4"	PZA	
28-4229-168	25	COPLER RED. CPVC BLAZEMASTER 1 1/4x1	1 1/4"x1"	PZA	
28-4229-210	25	COPLER RED. CPVC BLAZEMASTER 1 1/2 x 3/4	1 1/2"x3/4"	PZA	
28-4229-211	25	COPLER RED. CPVC BLAZEMASTER 1 1/2 x 1	1 1/2"x1"	PZA	
28-4229-212	25	COPLER RED. CPVC BLAZEMASTER 1 1/2 x 1 1/4	1 1/2"x1 1/4"	PZA	
28-4229-249	10	COPLER RED. CPVC BLAZEMASTER 2x1	2"x1"	PZA	
28-4229-251	10	COPLER RED. CPVC BLAZEMASTER 2x 1 1/2	2"x 1 1/2"	PZA	
28-4230-207	50	CRUZ CPVC BLAZEMASTER 3/4"	3/4"		PZA
28-4230-208	100	CRUZ CPVC BLAZEMASTER 1"	1"		PZA
28-4230-209	25	CRUZ CPVC BLAZEMASTER 1 1/4"	1 1/4"		PZA
28-4230-210	20	CRUZ CPVC BLAZEMASTER 1 1/2"	1 1/2"		PZA
28-4230-211	5	CRUZ CPVC BLAZEMASTER 2"	2"		PZA
28-4230-212	5	CRUZ CPVC BLAZEMASTER 2 1/2"	2 1/2"		PZA
28-4230-131	20	CRUZ CPVC BLAZEMASTER 1x3/4	1"x3/4"		PZA
28-4232IB-07	50	CONECTOR HEMBRA ROCIADOR INS. METALICO CPVC BLAZEMASTER SxR 3/4	3/4"		
28-4233-12	30	COPLER RANURADO CPVC BLAZEMASTER 1 1/4"	1 1/4"		PZA
28-4233-15	25	COPLER RANURADO CPVC BLAZEMASTER 1 1/2"	1 1/2"		PZA
28-4233-20	15	COPLER RANURADO CPVC BLAZEMASTER 2"	2"		PZA
28-4233-25	10	COPLER RANURADO CPVC BLAZEMASTER 2 1/2"	2 1/2"		PZA
28-4233-30	5	COPLER RANURADO CPVC BLAZEMASTER 3"	3"		PZA
28-4235EIB-101	100	A. ESPIGA C/ROCIADOR CPVC BLAZEMASTER 3/4 x 1/2	3/4"x1/2"		PZA
28-4235EIB-130	50	A. ESPIGA C/ROCIADOR CPVC BLAZEMASTER 1 x 1/2	1"x1/2"		PZA
28-4235EIB-131	50	A. ESPIGA C/ROCIADOR CPVC BLAZEMASTER 1 x 3/4	1"x3/4"		PZA

CONEXIÓN CPVC BLAZEMASTER						
Código	Empaque	Descripción	Equivalencia en Pulgadas	Imagen	Unidad	
28-4235IB-07	50	CONECTOR HEMBRA INS. MET. CPVC BLAZEMASTER 3/4"	3/4"		PZA	
28-4235IB-10	50	CONECTOR HEMBRA INS. MET. CPVC BLAZEMASTER 1"	1"		PZA	
28-4235IB-12	25	CONECTOR HEMBRA INS. MET. CPVC BLAZEMASTER 1 1/4"	1 1/4"		PZA	
28-4235IB-15	25	CONECTOR HEMBRA INS. MET. CPVC BLAZEMASTER 1 1/2"	1 1/2"		PZA	
28-4235IB-20	10	CONECTOR HEMBRA INS. MET. CPVC BLAZEMASTER 2"	2"		PZA	
28-4235IB-101	100	CONECTOR HEMBRA ROCIADOR CPVC BLAZEMASTER 3/4x1/2	3/4"x1/2"		PZA	
28-4235IB-130	50	CONECTOR HEMBRA ROCIADOR CPVC BLAZEMASTER 1x1/2	1"x1/2"		PZA	
28-4235IB-131	50	CONECTOR HEMBRA ROCIADOR CPVC BLAZEMASTER 1x3/4	1"x3/4"		PZA	
28-4236IB-07	50	CONECTOR MACHO INS. MET. CPVC BLAZEMASTER 3/4"	3/4"			PZA
28-4236IB-10	50	CONECTOR MACHO INS. MET. CPVC BLAZEMASTER 1"	1"			PZA
28-4236IB-12	5	CONECTOR MACHO INS. MET. CPVC BLAZEMASTER 1 1/4"	1 1/4"			PZA
28-4236IB-15	25	CONECTOR MACHO INS. MET. CPVC BLAZEMASTER 1 1/2"	1 1/2"	PZA		
28-4236IB-20	2	CONECTOR MACHO INS. MET. CPVC BLAZEMASTER 2"	2"	PZA		
28-4237-2519	100	R.B. CPVC BLAZEMASTER 1x3/4	1x3/4			PZA
28-4237-3219	25	R.B. CPVC BLAZEMASTER 1 1/4x 3/4	1 1/4x 3/4		PZA	
28-4237-3225	25	R.B. CPVC BLAZEMASTER 1 1/4x 1	1 1/4x 1		PZA	
28-4237-3819	25	R.B. CPVC BLAZEMASTER 1 1/2 x 3/4	1 1/2 x 3/4		PZA	
28-4237-211	25	R.B. CPVC BLAZEMASTER 1 1/2 x 1	1 1/2 x 1		PZA	
28-4237-212	25	R.B. CPVC BLAZEMASTER 1 1/2 x 1 1/4	1 1/2 x 1 1/4		PZA	
28-4237-5119	10	R.B. CPVC BLAZEMASTER 2 x 3/4	2 x 3/4		PZA	
28-4237-249	10	R.B. CPVC BLAZEMASTER 2 x 1	2 x 1		PZA	
28-4237-250	10	R.B. CPVC BLAZEMASTER 2 x 1 1/4	2 x 1 1/4		PZA	
28-4237-251	10	R.B. CPVC BLAZEMASTER 2 x 1 1/2	2 x 1 1/2		PZA	
28-4237-6437	5	R.B. CPVC BLAZEMASTER 2 1/2 x 1	2 1/2 x 1		PZA	
28-4237-6432	5	R.B. CPVC BLAZEMASTER 2 1/2 x 1 1/4	2 1/2 x 1 1/4		PZA	
28-4237-6438	5	R.B. CPVC BLAZEMASTER 2 1/2 x 1 1/2	2 1/2 x 1 1/2		PZA	
28-4237-6425	5	R.B. CPVC BLAZEMASTER 2 1/2 x 2	2 1/2 x 2		PZA	
28-4237-337	5	R.B. CPVC BLAZEMASTER 3 x 1 1/2	3 x 1 1/2		PZA	
28-4237-338	1	R.B. CPVC BLAZEMASTER 3 x 2	3 x 2		PZA	
28-4237-7564	5	R.B. CPVC BLAZEMASTER 3 x 2 1/2	3 x 2 1/2		PZA	
28-4240-07	250	TAPON CACHUCHA CPVC BLAZEMASTER 3/4"	3/4"			PZA
28-4240-10	100	TAPON CACHUCHA CPVC BLAZEMASTER 1"	1"			PZA
28-4240-12	25	TAPON CACHUCHA CPVC BLAZEMASTER 1 1/4"	1 1/4"			PZA
28-4240-15	25	TAPON CACHUCHA CPVC BLAZEMASTER 1 1/2"	1 1/2"	PZA		
28-4240-20	10	TAPON CACHUCHA CPVC BLAZEMASTER 2"	2"	PZA		
28-4240-25	5	TAPON CACHUCHA CPVC BLAZEMASTER 2 1/2"	2 1/2"	PZA		
28-4240-30	1	TAPON CACHUCHA CPVC BLAZEMASTER 3"	3"	PZA		
28-4254-30	1	BRIDA GIRATORIA CPVC BLAZEMASTER 3	3"		PZA	
28-5097P	24	CEMENTO BLAZEMASTER 1/4 LITRO	1/2 Pinta		PZA	
28-5097Q	12	CEMENTO BLAZEMASTER 1/2 LITRO	1 Pinta		PZA	

TUBERIA PP-R					
Código	Empaque	Descripción	Equivalencia en Pulgadas	Imagen	Unidad
04-0504-PPR	160	TUBO PP-R BICAPA S3.2 D20x4.0M	1/2"		Tramo 4 mts
04-0704-PPR	160	TUBO PP-R BICAPA S3.2 D25x4.0M	3/4"		Tramo 4 mts
04-1004-PPR	64	TUBO PP-R BICAPA S3.2 D32x4.0M	1"		Tramo 4 mts
04-1204-PPR	48	TUBO PP-R BICAPA S3.2 D40x4.0M	1 1/4"		Tramo 4 mts
04-1504-PPR	28	TUBO PP-R BICAPA S3.2 D50x4.0M	1 1/2"		Tramo 4 mts
04-2004-PPR	20	TUBO PP-R BICAPA S3.2 D63x4.0M	2"		Tramo 4 mts
04-2504-PPR	16	TUBO PP-R BICAPA S3.2 D75x4.0M	2 1/2"		Tramo 4 mts
04-3004-PPR	12	TUBO PP-R BICAPA S3.2 D90x4.0M	3"		Tramo 4 mts
04-4004-PPR	8	TUBO PP-R BICAPA S3.2 D110x4.0M	4"		Tramo 4 mts

CONEXIÓN PP-R					
Código	Empaque	Descripción	Equivalencia en Pulgadas	Imagen	Unidad
20-P2101-005	360	Tee PPR Verde D20	1/2"		PZA
20-P2101-007	192	Tee PPR Verde D25	3/4"		PZA
20-P2101-010	96	Tee PPR Verde D32	1"		PZA
20-P2101-012	92	Tee PPR Verde D40	1 1/4"		PZA
20-P2101-015	54	Tee PPR Verde D50	1 1/2"		PZA
20-P2101-020	27	Tee PPR Verde D63	2"		PZA
20-P2101-025	14	Tee PPR Verde D75	2 1/2"		PZA
20-P2101-030	8	Tee PPR Verde D90	3"		PZA
20-P2101-040	4	Tee PPR Verde D110	4"		PZA
20-P2106-005	480	Codo 90 PPR Verde D20	1/2"		
20-P2106-007	240	Codo 90 PPR Verde D25	3/4"	PZA	
20-P2106-010	144	Codo 90 PPR Verde D32	1"	PZA	
20-P2106-012	120	Codo 90 PPR Verde D40	1 1/4"	PZA	
20-P2106-015	57	Codo 90 PPR Verde D50	1 1/2"	PZA	
20-P2106-020	24	Codo 90 PPR Verde D63	2"	PZA	
20-P2106-025	18	Codo 90 PPR Verde D75	2 1/2"	PZA	
20-P2106-030	12	Codo 90 PPR Verde D90	3"	PZA	
20-P2106-040	6	Codo 90 PPR Verde D110	4"	PZA	
20-P2107IB-005	160	Codo hembra PPR Verde D20	1/2"		
20-P2117-005	540	Codo 45 PPR Verde D20	1/2"		PZA
20-P2117-007	360	Codo 45 PPR Verde D25	3/4"		PZA
20-P2117-010	180	Codo 45 PPR Verde D32	1"		PZA
20-P2117-012	120	Codo 45 PPR Verde D40	1 1/4"		PZA
20-P2117-015	60	Codo 45 PPR Verde D50	1 1/2"		PZA
20-P2117-020	36	Codo 45 PPR Verde D63	2"		PZA
20-P2117-025	24	Codo 45 PPR Verde D75	2 1/2"		PZA
20-P2117-030	12	Codo 45 PPR Verde D90	3"		PZA
20-P2117-040	8	Codo 45 PPR Verde D110	4"		PZA
20-P2135IB-005	180	CONECTOR HEMBRA INS. BRONCE PPR VERDE D20	1/2"		
20-P2135IB-007	140	CONECTOR HEMBRA INS. BRONCE PPR VERDE D25	3/4"	PZA	
20-P2135IB-010	105	CONECTOR HEMBRA INS. BRONCE PPR VERDE D32	1"	PZA	
20-P2136IB-005	150	CONECTOR MACHO INS. BRONCE PPR VERDE D20	1/2"		PZA
20-P2136IB-007	105	CONECTOR MACHO INS. BRONCE PPR VERDE D25	3/4"		PZA
20-P2136IB-010	80	CONECTOR MACHO INS. BRONCE PPR VERDE D32	1"		PZA

FUTURA INDUSTRIAL, S.A. DE C.V.

Corporativo: Ave. Todos los Santos no. 12402 Parque Industrial Pacifico II Tijuana, Baja California C.P. 22412

Tel: 664 660 63 63

www.futuraindustrial.com

CONEXIÓN PP-R

Código	Empaque	Descripción	Equivalencia en Pulgadas	Imagen	Unidad
20-P2129-005	540	Cople PPR Verde D20	1/2"		PZA
20-P2129-007	360	Cople PPR Verde D25	3/4"		PZA
20-P2129-010	240	Cople PPR Verde D32	1"		PZA
20-P2129-012	210	Cople PPR Verde D40	1 1/4"		PZA
20-P2129-015	112	Cople PPR Verde D50	1 1/2"		PZA
20-P2129-020	64	Cople PPR Verde D63	2"		PZA
20-P2129-025	48	Cople PPR Verde D75	2 1/2"		PZA
20-P2129-030	20	Cople PPR Verde D90	3"		PZA
20-P2129-040	12	Cople PPR Verde D110	4"		PZA
20-P2129-101	480	Reducción PPR Verde D25X20	3/4"x1/2"		PZA
20-P2129-130	240	Reducción PPR Verde D32X20	1"x1/2"		PZA
20-P2129-131	300	Reducción PPR Verde D32X25	1"x3/4"		PZA
20-P2129-166	300	Reducción PPR Verde D40X20	1 1/4"x1/2"		PZA
20-P2129-167	300	Reducción PPR Verde D40X25	1 1/4"x3/4"		PZA
20-P2129-168	200	Reducción PPR Verde D40X32	1 1/4"x1"		PZA
20-P2129-209	160	Reducción PPR Verde D50X20	1 1/2"x1/2"		PZA
20-P2129-210	160	Reducción PPR Verde D50X25	1 1/2"x3/4"		PZA
20-P2129-211	168	Reducción PPR Verde D50X32	1 1/2"x1"		PZA
20-P2129-212	112	Reducción PPR Verde D50X40	1 1/2"x1 1/4"		PZA
20-P2129-251	70	Reducción PPR Verde D63X50	2"x1 1/2"		PZA
20-P2129-337	28	Reducción PPR Verde D90X50	3"x1 1/2"		PZA
20-P2129-338	20	Reducción PPR Verde D90X63	3"x2"	PZA	
20-P2129-420	20	Reducción PPR Verde D110X63	4"x2"	PZA	
20-P2129-422	12	Reducción PPR Verde D110X90	4"x3"	PZA	
20-P2147-005	1080	Tapón Verde D20	1/2"		PZA
20-P2147-007	900	Tapón Verde D25	3/4"		PZA
20-P2147-010	420	Tapón Verde D32	1"		PZA
20-P2147-012	325	Tapón Verde D40	1 1/4"		PZA
20-P2147-015	176	Tapón Verde D50	1 1/2"		PZA
20-P2147-020	90	Tapón Verde D63	2"		PZA
20-P2157-005	120	Tuerca Union PPR D20	1/2"		PZA
20-P2157-007	90	Tuerca Union PPR D25	3/4"		PZA
20-P2157-010	72	Tuerca Union PPR D32	1"		PZA
20-P3200-005	165	VALVULA BOLA PPR VERDE D20	1/2"		PZA
20-P3200-007	115	VALVULA BOLA PPR VERDE D25	3/4"		PZA
20-P3200-010	70	VALVULA BOLA PPR VERDE D32	1"		PZA
20-P3500-005	36	VALVULA STOP A (copper) PPR VERDE D20	1/2"		PZA
20-P4000-005	80	VALVULA ESFERA DESMONTABLE METALICA PPR VERDE D20	1/2"		PZA
20-P4000-007	30	VALVULA ESFERA DESMONTABLE METALICA PPR VERDE D25	3/4"		PZA
20-P4000-010	65	VALVULA ESFERA DESMONTABLE METALICA PPR VERDE D32	1"		PZA
20-P4100-005	65	VALVULA STOP D (copper) PPR VERDE D20	1/2"		PZA
20-P4100-007	45	VALVULA STOP D (copper) PPR VERDE D25	3/4"		PZA
20-P4100-010	32	VALVULA STOP D (copper) PPR VERDE D32	1"		PZA

TUBERIA PVC CONDUIT					
Código	Empaque	Descripción	Equivalencia en Pulgadas	Imagen	Unidad
12-05-40	10	TUBO PVC CONDUIT CED-40 1/2" x 3Mts.	1/2"		Tramo 3 Mts
12-07-40	10	TUBO PVC CONDUIT CED-40 3/4" x 3Mts.	3/4"		Tramo 3 Mts
12-10-40	10	TUBO PVC CONDUIT CED-40 1" x 3Mts.	1"		Tramo 3 Mts
12-12-40	20	TUBO PVC CONDUIT CED-40 1 1/4" x 3Mts.	1 1/4"		Tramo 3 Mts
12-15-40	20	TUBO PVC CONDUIT CED-40 1 1/2" x 3Mts.	1 1/2"		Tramo 3 Mts
12-20-40	15	TUBO PVC CONDUIT CED-40 2" x 3Mts.	2"		Tramo 3 Mts
12-25-40	10	TUBO PVC CONDUIT CED-40 2 1/2" x 3Mts.	2 1/2"		Tramo 3 Mts
12-30-40	10	TUBO PVC CONDUIT CED-40 3" x 3Mts.	3"		Tramo 3 Mts
12-40-40	8	TUBO PVC CONDUIT CED-40 4" x 3Mts.	4"		Tramo 3 Mts
12-60-40	6	TUBO PVC CONDUIT CED-40 6" x 3Mts.	6"		Tramo 3 Mts

13-05-TP	10	TUBO PVC CONDUIT T/PESADO 1/2" x 3Mts.	1/2"		Tramo 3 Mts
13-07-TP	10	TUBO PVC CONDUIT T/PESADO 3/4" x 3Mts.	3/4"		Tramo 3 Mts
13-10-TP	10	TUBO PVC CONDUIT T/PESADO 1" x 3Mts.	1"		Tramo 3 Mts
13-12-TP	20	TUBO PVC CONDUIT T/PESADO 1 1/4" x 3Mts.	1 1/4"		Tramo 3 Mts
13-15-TP	20	TUBO PVC CONDUIT T/PESADO 1 1/2" x 3Mts.	1 1/2"		Tramo 3 Mts
13-20-TP	15	TUBO PVC CONDUIT T/PESADO 2" x 3Mts.	2"		Tramo 3 Mts
13-25-TP	10	TUBO PVC CONDUIT T/PESADO 2 1/2" x 3Mts.	2 1/2"		Tramo 3 Mts
13-30-TP	10	TUBO PVC CONDUIT T/PESADO 3" x 3Mts.	3"		Tramo 3 Mts
13-40-TP	8	TUBO PVC CONDUIT T/PESADO 4" x 3Mts.	4"		Tramo 3 Mts
13-60-TP	6	TUBO PVC CONDUIT TIPO PESADO 6" x 3Mts.	6"		Tramo 3 Mts

13-V05-TP	10	TUBO PVC CONDUIT VERDE T/PESADO 1/2" x 3Mts.	1/2"		Tramo 3 Mts
13-V07-TP	10	TUBO PVC CONDUIT VERDE T/PESADO 3/4" x 3Mts.	3/4"		Tramo 3 Mts
13-V10-TP	10	TUBO PVC CONDUIT VERDE T/PESADO 1" x 3Mts.	1"		Tramo 3 Mts
13-V12-TP	20	TUBO PVC CONDUIT VERDE T/PESADO 1 1/4" x 3Mts.	1 1/4"		Tramo 3 Mts
13-V15-TP	20	TUBO PVC CONDUIT VERDE T/PESADO 1 1/2" x 3Mts.	1 1/2"		Tramo 3 Mts
13-V20-TP	15	TUBO PVC CONDUIT VERDE T/PESADO 2" x 3Mts.	2"		Tramo 3 Mts
13-V25-TP	10	TUBO PVC CONDUIT VERDE T/PESADO 2 1/2" x 3Mts.	2 1/2"		Tramo 3 Mts
13-V30-TP	10	TUBO PVC CONDUIT VERDE T/PESADO 3" x 3Mts.	3"		Tramo 3 Mts
13-V40-TP	8	TUBO PVC CONDUIT VERDE T/PESADO 4" x 3Mts.	4"		Tramo 3 Mts
13-V60-TP	6	TUBO PVC CONDUIT VERDE T/PESADO 6" x 3Mts.	6"		Tramo 3 Mts

14-45	200	DUCTO TELEFONICO 41.4/45mm x 6Mts.			Tramo 6 Mts
-------	-----	------------------------------------	--	--	-------------

CONEXIÓN PVC CONDUIT					
Código	Empaque	Descripción	Equivalencia en Pulgadas	Imagen	Unidad
29-100-05	150	COPLÉ PVC CONDUIT CED-40 1/2"	1/2"		PZA
29-100-07	100	COPLÉ PVC CONDUIT CED-40 3/4"	3/4"		PZA
29-100-10	50	COPLÉ PVC CONDUIT CED-40 1"	1"		PZA
29-100-12	30	COPLÉ PVC CONDUIT CED-40 1 1/4"	1 1/4"		PZA
29-100-15	25	COPLÉ PVC CONDUIT CED-40 1 1/2"	1 1/2"		PZA
29-100-20	30	COPLÉ PVC CONDUIT CED-40 2"	2"		PZA
29-100-25	15	COPLÉ PVC CONDUIT CED-40 2 1/2"	2 1/2"		PZA
29-100-30	25	COPLÉ PVC CONDUIT CED-40 3"	3"		PZA
29-100-40	15	COPLÉ PVC CONDUIT CED-40 4"	4"		PZA
29-100-60	5	COPLÉ PVC CONDUIT CED-40 6"	6"		PZA
29-150-05	200	CONECTOR MACHO S/TUERCA PVC CONDUIT CED-40 1/2"	1/2"		PZA
29-150-07	150	CONECTOR MACHO S/TUERCA PVC CONDUIT CED-40 3/4"	3/4"		PZA
29-150-10	100	CONECTOR MACHO S/TUERCA PVC CONDUIT CED-40 1"	1"		PZA
29-150-12	60	CONECTOR MACHO S/TUERCA PVC CONDUIT CED-40 1 1/4"	1 1/4"		PZA
29-150-15	25	CONECTOR MACHO S/TUERCA PVC CONDUIT CED-40 1 1/2"	1 1/2"		PZA
29-150-20	30	CONECTOR MACHO S/TUERCA PVC CONDUIT CED-40 2"	2"		PZA
29-150-25	100	CONECTOR MACHO S/TUERCA PVC CONDUIT CED-40 2 1/2"	2 1/2"		PZA
29-150-30	100	CONECTOR MACHO S/TUERCA PVC CONDUIT CED-40 3"	3"		PZA
29-150-40	100	CONECTOR MACHO S/TUERCA PVC CONDUIT CED-40 4"	4"		PZA
29-150-60	10	CONECTOR MACHO S/TUERCA PVC CONDUIT CED-40 6"	6"		PZA

FUTURA INDUSTRIAL, S.A. DE C.V.

Corporativo: Ave. Todos los Santos no. 12402 Parque Industrial Pacifico II Tijuana, Baja California C.P. 22412

Tel: 664 660 63 63

www.futuraindustrial.com




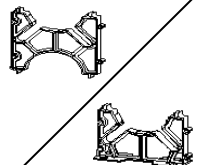
CONEXIÓN PVC CONDUIT						
Código	Empaque	Descripción	Equivalencia en Pulgadas	Imagen	Unidad	
29-155-05	200	CONECTOR MACHO C/TUERCA PVC CONDUIT CED-40 1/2"	1/2"		PZA	
29-155-07	150	CONECTOR MACHO C/TUERCA PVC CONDUIT CED-40 3/4"	3/4"		PZA	
29-155-10	100	CONECTOR MACHO C/TUERCA PVC CONDUIT CED-40 1"	1"		PZA	
29-155-12	60	CONECTOR MACHO C/TUERCA PVC CONDUIT CED-40 1 1/4"	1 1/4"		PZA	
29-155-15	50	CONECTOR MACHO C/TUERCA PVC CONDUIT CED-40 1 1/2"	1 1/2"		PZA	
29-155-20	30	CONECTOR MACHO C/TUERCA PVC CONDUIT CED-40 2"	2"		PZA	
29-200-05M	50	CURVA C/CAMPANA PVC CONDUIT CED-40 90° x 1/2"	1/2"		PZA	
29-200-07M	25	CURVA C/CAMPANA PVC CONDUIT CED-40 90° x 3/4"	3/4"		PZA	
29-200-10M	25	CURVA C/CAMPANA PVC CONDUIT CED-40 90° x 1"	1"		PZA	
29-200-12M	20	CURVA C/CAMPANA PVC CONDUIT CED-40 90° x 1 1/4"	1 1/4"		PZA	
29-200-15M	25	CURVA C/CAMPANA PVC CONDUIT CED-40 90° x 1 1/2"	1 1/2"		PZA	
29-200-20M	20	CURVA C/CAMPANA PVC CONDUIT CED-40 90° x 2"	2"		PZA	
29-200-25M	10	CURVA C/CAMPANA PVC CONDUIT CED-40 90° x 2 1/2"	2 1/2"		PZA	
29-200-30M	30	CURVA C/CAMPANA PVC CONDUIT CED-40 90° x 3"	3"		PZA	
29-200-40M	25	CURVA C/CAMPANA PVC CONDUIT CED-40 90° x 4"	4"		PZA	
29-200-60M	25	CURVA C/CAMPANA PVC CONDUIT CED-40 90° x 6"	6"		PZA	
29-250-20	40	TERMINAL CAMPANA PVC CONDUIT CED-40 2"	2"			PZA
29-250-25	10	TERMINAL CAMPANA PVC CONDUIT CED-40 2 1/2"	2 1/2"			PZA
29-250-30	30	TERMINAL CAMPANA PVC CONDUIT CED-40 3"	3"	PZA		
29-250-40	30	TERMINAL CAMPANA PVC CONDUIT CED-40 4"	4"	PZA		
29-250-60	15	TERMINAL CAMPANA PVC CONDUIT CED-40 6"	6"	PZA		
29-225-05M	50	CURVA T/P D/CAMPANA GRIS PVC CONDUIT 90°x1/2"	1/2"		PZA	
29-225-07M	25	CURVA T/P D/CAMPANA GRIS PVC CONDUIT 90°x3/4"	3/4"		PZA	
29-225-10M	25	CURVA T/P D/CAMPANA GRIS PVC CONDUIT 90°x1"	1"		PZA	
29-225-12M	20	CURVA T/P D/CAMPANA GRIS PVC CONDUIT 90°x1 1/4"	1 1/4"		PZA	
29-225-15M	25	CURVA T/P D/CAMPANA GRIS PVC CONDUIT 90°x1 1/2"	1 1/2"		PZA	
29-225-20M	20	CURVA T/P D/CAMPANA GRIS PVC CONDUIT 90°x2"	2"		PZA	
29-225-25M	10	CURVA T/P D/CAMPANA GRIS PVC CONDUIT 90°x2 1/2"	2 1/2"		PZA	
29-225-30M	30	CURVA T/P D/CAMPANA GRIS PVC CONDUIT 90°x3"	3"		PZA	
29-225-40M	25	CURVA T/P D/CAMPANA GRIS PVC CONDUIT 90°x4"	4"		PZA	
29-225-60M	25	CURVA T/P D/CAMPANA GRIS PVC CONDUIT 90°x6"	6"		PZA	
29-220-05M	50	CURVA T/P D/CAMPANA VERDE PVC CONDUIT 90°x1/2"	1/2"			PZA
29-220-07M	25	CURVA T/P D/CAMPANA VERDE PVC CONDUIT 90°x3/4"	3/4"			PZA
29-220-10M	25	CURVA T/P D/CAMPANA VERDE PVC CONDUIT 90°x1"	1"	PZA		
29-220-12M	20	CURVA T/P D/CAMPANA VERDE PVC CONDUIT 90°x1 1/4"	1 1/4"	PZA		
29-220-15M	25	CURVA T/P D/CAMPANA VERDE PVC CONDUIT 90°x1 1/2"	1 1/2"	PZA		
29-220-20M	20	CURVA T/P D/CAMPANA VERDE PVC CONDUIT 90°x2"	2"	PZA		
29-220-25M	10	CURVA T/P D/CAMPANA VERDE PVC CONDUIT 90°x2 1/2"	2 1/2"	PZA		
29-220-30M	30	CURVA T/P D/CAMPANA VERDE PVC CONDUIT 90°x3"	3"	PZA		
29-220-40M	25	CURVA T/P D/CAMPANA VERDE PVC CONDUIT 90°x4"	4"	PZA		
29-220-60M	25	CURVA T/P D/CAMPANA VERDE PVC CONDUIT 90°x6"	6"	PZA		
29-266-05	100	COPLER VERDE PVC CONDUIT 1/2"	1/2"			PZA
29-266-07	100	COPLER VERDE PVC CONDUIT 3/4"	3/4"			PZA
29-266-10	100	COPLER VERDE PVC CONDUIT 1"	1"		PZA	
29-266-12	100	COPLER VERDE PVC CONDUIT 1 1/4"	1 1/4"		PZA	
29-266-15	100	COPLER VERDE PVC CONDUIT 1 1/2"	1 1/2"		PZA	
29-266-20	100	COPLER VERDE PVC CONDUIT 2"	2"		PZA	
29-266-25	1	COPLER VERDE PVC CONDUIT 2 1/2"	2 1/2"		PZA	
29-266-30	1	COPLER VERDE PVC CONDUIT 3"	3"		PZA	
29-266-40	1	COPLER VERDE PVC CONDUIT 4"	4"		PZA	



FUTURA INDUSTRIAL, S.A. DE C.V.

Corporativo: Ave. Todos los Santos no. 12402 Parque Industrial Pacifico II Tijuana, Baja California C.P. 22412

Tel: 664 660 63 63

www.futuraindustrial.com

CONEXIÓN PVC CONDUIT					
Código	Empaque	Descripción	Equivalencia en Pulgadas	Imagen	Unidad
29-277-021	200	CONECTOR C/TUERCA VERDE PVC CONDUIT 1/2"	1/2"		PZA
29-277-022	150	CONECTOR C/TUERCA VERDE PVC CONDUIT 3/4"	3/4"		PZA
29-277-023	100	CONECTOR C/TUERCA VERDE PVC CONDUIT 1"	1"		PZA
29-277-024	60	CONECTOR C/TUERCA VERDE PVC CONDUIT 1 1/4"	1 1/4"		PZA
29-277-025	25	CONECTOR C/TUERCA VERDE PVC CONDUIT 1 1/2"	1 1/2"		PZA
29-277-026	30	CONECTOR C/TUERCA VERDE PVC CONDUIT 2"	2"		PZA
29-277-027	100	CONECTOR C/TUERCA VERDE PVC CONDUIT 2 1/2"	2 1/2"		PZA
29-277-028	100	CONECTOR C/TUERCA VERDE PVC CONDUIT 3"	3"		PZA
29-277-029	100	CONECTOR C/TUERCA VERDE PVC CONDUIT 4"	4"		PZA
29-600-3030	160	CAJA C/TAPA GRIS PVC CONDUIT 3x3	3"x3"		PZA
29-600-4040	80	CAJA C/TAPA GRIS PVC CONDUIT 4x4	4"x4"		PZA
29-600V-3030	160	CAJA C/TAPA VERDE PVC CONDUIT 3x3	3"x3"		PZA
29-600V-4040	80	CAJA C/TAPA VERDE PVC CONDUIT 4x4	4"x4"		PZA
29-950-01C	120	CHALUPA GRIS PVC CONDUIT 2"x4"	2"x4"		PZA
29-950-02C	120	CHALUPA VERDE PVC CONDUIT 2"x4"	2"x4"		PZA
29-029554	100	SEPARADOR INTERMEDIO 3" x 2"	3"x2"		PZA
29-029558	100	SEPARADOR INTERMEDIO 4" x 2"	4"x2"		PZA
29-029570	100	SEPARADOR BASE 3" x 2"	3"x2"		PZA
29-029574	80	SEPARADOR BASE 4" x 2"	4"x2"		PZA

TUBERIA PT CORR CONDUIT					
Código	Empaque	Descripción	Equivalencia en Pulgadas	Imagen	Unidad
58-ETSC2T02		TUBO PE CORR CONDUIT 2"x6.10	2"		Tramo 6.10 mts
58-ETSC2T03		TUBO PE CORR CONDUIT 3"x6.10	3"		Tramo 6.10 mts
58-ETSC2T04		TUBO PE CORR CONDUIT 4"x6.10	4"		Tramo 6.10 mts
58-ETSC2T06		TUBO PE CORR CONDUIT 6"x6.10	6"		Tramo 6.10 mts
58-ETSC2T08		TUBO PE CORR CONDUIT 8"x6.10	8"		Tramo 6.10 mts
58-EBSC2T22		TUBO PE CORR CONDUIT 2"x230 Mts.	2"		Rollo 230 mts
58-EBSC2T93		TUBO PE CORR CONDUIT 3"x103 Mts.	3"		Rollo 103 mts
58-EBSC2T54		TUBO PE CORR CONDUIT 4"x60 Mts.	4"		Rollo 60 mts.







TUBERIA PE-AL-PE NEGRO GAS						
Código	Empaque	Descripción	Equivalencia en Pulgadas	Imagen	Unidad	
25-PG1216	100m	TUBO PEALPE NEGRO GAS 3/8"(1216) X 100 M.	3/8"		100 Mts	
25-PG1620	100m	TUBO PEALPE NEGRO GAS 1/2"(1620) X 100 M.	1/2"		100 Mts	
25-PG2026	100m	TUBO PEALPE NEGRO GAS 3/4"(2026) X 100 M.	3/4"		100 Mts	
CONEXIONES PE-AL-PE NEGRO GAS						
Código	Empaque	Descripción	Equivalencia en Pulgadas	Imagen	Unidad	
35-G8129-16	192	COPLER RECTO 16	3/8"		PZA	
35-G8129-20	160	COPLER RECTO 20	1/2"		PZA	
35-G8129-25		COPLER RECTO 25	3/4"		PZA	
35-G8129-2016	288	COPLER REDUCCION 20X16	1/2"x3/8"		PZA	
35-G8136-1605	288	CONECTOR ROSCA EXTERIOR 16X1/2"	3/8"x1/2"		PZA	
35-G8136-2005	192	CONECTOR ROSCA EXTERIOR 20X1/2"	1/2"x1/2"		PZA	
35-G8136-2507		CONECTOR ROSCA EXTERIOR 25X3/4"	3/4"		PZA	
35-G8135-2005	240	CONECTOR ROSCA INTERIOR 20X1/2"	1/2"x1/2"		PZA	
35-G8135-2007		CONECTOR ROSCA INTERIOR 25X3/4"	3/4"x3/4"		PZA	
35-G8106-16	120	CODO 16	3/8"		PZA	
35-G8106-20	120	CODO 20	1/2"		PZA	
35-G8106-25		CODO 25	3/4"		PZA	
35-G8110-1605	128	CODO ROSCA EXTERIOR MACHO 1620X1/2"	1/2"		PZA	
35-G8107-1605	160	CODO ROSCA INTERIOR SISTEMA COMPRESION 16X1/2"	3/8"x1/2"		PZA	
35-G8107-2005	120	CODO ROSCA INTERIOR SISTEMA COMPRESION 20X1/2"	1/2"x1/2"		PZA	
35-G8107-2507		CODO ROSCA INTERIOR SISTEMA COMPRESION 25X3/4"	3/4"x3/4"		PZA	
35-G8101-2016	96	TEE 20	1/2"			PZA
35-G8101-25		TEE 25	3/4"			PZA
35-G8055-1638	240	ADAPTADOR 16X3/8FL	3/8"x3/8"		PZA	
35-G8055-2038	192	ADAPTADOR 20X3/8FL	1/2"x3/8"		PZA	
35-G8147-20	288	TAPON 20	1/2"		PZA	

FUTURA INDUSTRIAL, S.A. DE C.V.

Corporativo: Ave. Todos los Santos no. 12402 Parque Industrial Pacifico II Tijuana, Baja California C.P. 22412

Tel: 664 660 63 63

www.futuraindustrial.com

CONEXIONES PE-AL-PE NEGRO GAS					
Código	Empaque	Descripción	Equivalencia en Pulgadas	Imagen	Unidad
35-G8308-38	108	VALVULA FLARE SISTEMA COMPRESION	3/8"		PZA
35-G8307-1605	108	VALVULA INSERCIÓN ROSCA EXTERIOR SISTEMA COMPRESION	1/2"		PZA
35-G8307-12120RM		VALVULA INSERCIÓN ROSCA EXTERIOR SISTEMA COMPRESION	3/8x1/2 MPT		PZA
35-G8308-20	108	VALVULA DE PASO SISTEMA COMPRESION	1/2"		PZA
35-G8308-25		VALVULA DE PASO SISTEMA COMPRESION	3/4"		PZA
35-PIPEC	40	PIPER CUTTER			PZA
35-WH-1216	36	DOBLADOR DE TUBO 1216			PZA
35-WH-1620	24	DOBLADOR DE TUBO 1620			PZA
35-REAMER	200	REAMER / AVELLANADOR			PZA

CEMENTOS

Código	Empaque	Descripción	Capacidad en Litros	Equivalencia en sistema ingles	Imagen	Unidad
36-32353MX	24	CEMENTO TRANSPARENTE PARA PVC Cemento PVC Regular Claro. Secado muy rápido Para PVC hasta 4" C-40 y hasta 2" C-80	1/8 Lt.	1/4 pinta		PZA
36-32354MX	20		1/4 Lt.	1/2 pinta		PZA
36-32355MX	12		1/2 Lt.	1 pinta		PZA
36-32356MX	6		1 Lt.	1/4 galón		PZA
36-32422MX	6		3.785 Lt.	1 galón		PZA
36-32361MX	24	CEMENTO MEDIANO TRANSP. PARA PVC Cemento transparente de mediana densidad. Para uniones hasta 6" C-40 y C-80 y 8" sin presión. Secado rápido Para sistemas de agua potable, riego, drenaje,	60 ml.	2 oz		PZA
36-32362MX	24		1/8 Lt.	1/4 pinta		PZA
36-32363MX	20		1/4 Lt.	1/2 pinta		PZA
36-32364MX	12		1/2 Lt.	1 pinta		PZA
36-32365MX	6		1 Lt.	1/4 galón		PZA
36-32393MX	6	3.785 Lt.	1 galón	PZA		
36-32344MX	24	EXTRA REFORZADO PARA PVC Viscosidad gruesa, Transparente Para PVC ced-40 y ced-80 hasta 12" alta presión y hasta 18" sin presión. Secado intermedio	1/8 Lt.	1/4 pinta		PZA
36-32345MX	20		1/4 Lt.	1/2 pinta		PZA
36-32346MX	12		1/2 Lt.	1 pinta		PZA
36-32347MX	6		1 Lt.	1/4 galón		PZA
36-32418MX	6		3.785 Lt.	1 galón		PZA
36-32382MX	24	MEDIANO GRIS PARA PVC Cemento Gris de mediana densidad. Para PVC ced-40 y ced-80 hasta 6" alta presión Secado rápido.	1/8 Lt.	1/4 pinta		PZA
36-32383MX	20		1/4 Lt.	1/2 pinta		PZA
36-32384MX	12		1/2 Lt.	1 pinta		PZA
36-32385MX	6		1 Lt.	1/4 galón		PZA
36-32421MX	6		3.785 Lt.	1 galón		PZA
36-32378MX	24	EXTRA REFORZADO GRIS PARA PVC Cemento Gris/extra reforzado con fraguado intermedio, para uso en tubos y conexiones de PVC hasta 12" con presión y 18" sin presión. Recomendado para Ced-40 y Ced-80	1/8 Lt.	1/4 pinta		PZA
36-32379MX	20		1/4 Lt.	1/2 pinta		PZA
36-32380MX	12		1/2 Lt.	1 pinta		PZA
36-32381MX	6		1 Lt.	1/4 galón		PZA
36-32417MX	6		3.785 Lt.	1 galón		PZA
36-32411MX	6	CEMENTO GRIS Viscosidad gruesa, color transparente. Para PVC ced-40 y ced-80 hasta 18", alta presión Secado intermedio	1/2 Lt.	1 pinta		PZA
36-32412MX	12		1 Lt.	1/4 galón		PZA
36-32413MX	6		3.785 Lt.	1 galón		PZA
36-32427MX	48	CEMENTO AMARILLO FLOWGUARD GOLD Cemento Solvente para CPVC, viscosidad media y secado rápido. Apto para uso en tuberías y conexiones del mismo tamaño de tubo de cobre con diámetros hasta 2". No requiere Primer Aprobado por Noveon Inc.	60 ml.	2 oz		PZA
36-32428MX	24		1/8 Lt.	1/4 pinta		PZA
36-32429MX	24		1/4 Lt.	1/2 pinta		PZA
36-32430MX	12		1/2 Lt.	1 pinta		PZA
36-32431MX	6		1 Lt.	1/4 galón		PZA
36-32386MX	24	CEMENTO CPVC FLOWGUARD Color blanco Para CPVC-CTS hasta 2" diámetro Secado muy rápido Con indicador UV Para agua fría y caliente hasta 83°C	60 ml.	2 oz		PZA
36-32387MX	24		1/8 Lt.	1/4 pinta		PZA
36-32388MX	20		1/4 Lt.	1/2 pinta		PZA
36-32389MX	12		1/2 Lt.	1 pinta		PZA
36-32390MX	6		1 Lt.	1/4 galón		PZA
36-32370MX	24	CEMENTO NARANJA CPVC CORZAN Cemento de mediana densidad para uso en tubos y conexiones de CPVC hasta 6". Para CTS Y C-80. Aprobado para usar en sistemas CORZAN	1/8 Lt.	1/4 pinta		PZA
36-32371MX	20		1/4 Lt.	1/2 pinta		PZA
36-32372MX	12		1/2 Lt.	1 pinta		PZA
36-32373MX	12		1 Lt.	1/4 galón		PZA
36-32348MX	24	CEMENTO RAIN-R-SHINE Alta Humedad Cemento de color azul de mediana densidad para tubos y conexiones de PVC hasta 6" ced-40 y ced-80 y hasta 8" sin presión. De fraguado muy rápido con fórmula para condiciones muy húmedas	60 ml.	2 oz		PZA
36-32349MX	24		1/8 Lt.	1/4 pinta		PZA
36-32350MX	20		1/4 Lt.	1/2 pinta		PZA
36-32351MX	12		1/2 Lt.	1 pinta		PZA
36-32352MX	6		1 Lt.	1/4 galón		PZA

CEMENTOS

Código	Empaque	Descripción	Capacidad en Litros	Equivalencia en sistema ingles	Imagen	Unidad
36-32401MX	24	CEMENTO BLUE LAVA Cemento de color azul de mediana densidad para tubos y conexiones de PVC ced-40 y ced-40 hasta 6" alta presión Secado muy rápido, recomendado para	1/8 Lt.	1/4 pinta		PZA
36-32402MX	20		1/4 Lt.	1/2 pinta		PZA
36-32403MX	12		1/2 Lt.	1 pinta		PZA
36-32404MX	6		1 Lt.	1/4 galón		PZA
36-32340MX	24	CEMENTO MULTIUSOS Para PVC, CPVC y ABS hasta 6" Secado rápido Cumple con las Normas D-2564, D-2235 y F-493 de la ASTM	1/8 Lt.	1/4 pinta		PZA
36-32341MX	20		1/4 Lt.	1/2 pinta		PZA
36-32342MX	12		1/2 Lt.	1 pinta		PZA
36-32343MX	6		1 Lt.	1/4 galón		PZA
36-32357MX	24	CEMENTO NEGRO PARA ABS Cemento negro de mediana densidad para tubos y conexiones de ABS hasta 6" Secado rápido	1/8 Lt.	1/4 pinta		PZA
36-32358MX	20		1/4 Lt.	1/2 pinta		PZA
36-32359MX	12		1/2 Lt.	1 pinta		PZA
36-32360MX	6		1 Lt.	1/4 galón		PZA
36-32392MX	6		3.785 Lt.	1 galón		PZA
36-32374MX	24	LIMPIADOR Para tubos y conexiones de ABS, PVC Y CPVC. Para todas las nomenclaturas y diámetros, remueve suciedad, grasa y mugre de superficies.	1/8 Lt.	1/4 pinta		PZA
36-32375MX	20		1/4 Lt.	1/2 pinta		PZA
36-32376MX	12		1/2 Lt.	1 pinta		PZA
36-32377MX	6		1 Lt.	1/4 galón		PZA
36-32366MX	24	PRIMER LIMPIADOR Primer limpiador multiusos color púrpura para tubos y conexiones de PVC y CPVC. Remueve la suciedad y suaviza las superficies	1/8 Lt.	1/4 pinta		PZA
36-32367MX	20		1/4 Lt.	1/2 pinta		PZA
36-32368MX	12		1/2 Lt.	1 pinta		PZA
36-32369MX	6		1 Lt.	1/4 galón		PZA
36-32419MX	6		3.785 Lt.	1 galón		PZA

Código	Empaque	Descripción	Capacidad en Litros	Equivalencia en sistema ingles	Imagen	Unidad
*36-Z20201	24	CEMENTO PARA PVC Consistencia media Secado muy rápido PVC hasta 6" C-40 y hasta 1 1/4" C-80	1/8 Lt.	1/4 pinta		PZA
*36-Z20202	24		1/4 Lt.	1/2 pinta		PZA
*36-Z20203	12		1/2 Lt.	1 pinta		PZA
*36-Z20208	50		60 ml.	2 oz		PZA
*36-Z22201	24	CEMENTO AZUL PARA CONDICIONES HUMEDAS Cemento de color azul de mediana densidad para tubos y conexiones de PVC hasta 6" ced-40 y ced-80 Secado rápido con fórmula para condiciones	1/8 Lt.	1/4 pinta		PZA
*36-Z22202	24		1/4 Lt.	1/2 pinta		PZA
*36-Z22208	50		60 ml.	2 oz		PZA
*36-Z22701	24	Etiqueta Amarilla Cemento Solvente para CPVC, viscosidad media y secado rápido. Apto para uso en tuberías y conexiones del mismo tamaño de tubo de cobre con diámetros hasta 2".	1/8 Lt.	1/4 pinta		PZA
*36-Z22702	24		1/4 Lt.	1/2 pinta		PZA
*36-Z22703	12		1/2 Lt.	1 pinta		PZA
*36-Z22708	50		60 ml.	2 oz		PZA

*DISPONIBLE SOLO EN CEDIS MEXICO

NOTA 1: TODOS LOS CEMENTOS PVC, LIMPIADORES Y PRIMERS SE PUEDEN APLICAR EN TEMPERATURAS DE 4°C A 43°C, **INCLUYE CPVC CORZAN**

NOTA 2: TODOS LOS CEMENTOS CPVC FLOWGUARD GOLD Y AZUL FLOWGUARD SE PUEDEN APLICAR EN TEMPERATURAS HASTA 83°C

		TABLA DE RENDIMIENTO													
Diámetro del Tubo		1/2"	3/4"	1"	1 1/4"	1 1/2"	2"	3"	4"	6"	8"	10"	12"	14"	16"
E N V A S E	118 ml	44	34	25	22	19	10	8	5	3	2				
	237 ml	88	69	50	44	38	20	15	10	5	3	2			
	473 ml	175	138	100	88	75	40	30	20	10	5	3	2	1	
	946 ml	350	275	200	175	150	80	60	40	20	10	6	3	1	
	3.785 ml	700	550	400	350	300	160	120	80	40	20	12	6	2	1






FUTURA INDUSTRIAL, S.A. DE C.V.


Corporativo: Ave. Todos los Santos no. 12402 Parque Industrial Pacifico II Tijuana, Baja California C.P. 22412

Tel: 664 660 63 63

www.futuraindustrial.com

ACCESORIOS OATEY						
Código	Empaque	Descripción	Capacidad en Litros	Equivalencia en sistema ingles	Imagen	Unidad
36-53014	12	50/50 SOLDADURA USOS GENERALES 4oz	118 ml	4 oz		PZA
36-53011	12	40/60 SOLDADURA USOS GENERALES 4oz	44 ml	1.5 oz		PZA
36-53017	12	NO. 5 FUNDENTE EN PASTA SIN PLOMO 1.7oz	50 ml	1.7 oz		PZA
36-53019	12	SOLDADURA INSTANTANEA 1.5 oz	44 ml	1.5 oz		PZA
36-53026	12	95/5 SOLDADURA PLOMERO / SIN PLOMO 1 oz	30 ml	1 oz		PZA
36-53061	12	"SAFE-FLO" SOLDADURA PLATA / SIN PLOMO 1 oz	30 ml	1 oz		PZA
36-30373	12	NO. 95 FUNDENTE EN PASTA SIN PLOMO 1.7 oz	50 ml	1.7 oz		PZA
36-31199	144	1/2" x 260 " CINTA PTFE		1/2"x260		PZA
36-31212	144	3/4" x 260 " CINTA PTFE		3/4"x260		PZA
36-31229	12	GREAT WHITE® PASTA CON PTFE 1 oz	30 ml	1 oz		PZA
36-31270	12	MASILLA EPOXICA / "FIX-IT" STICK 4oz	118 ml	4 oz		PZA
36-31403	10	1/2" x 260" CINTA PTFE- GAS		1/2"x260		PZA
36-31404	10	1/2" ID CEPILLO PARA ACOPLES		1/2"		PZA

ACCESORIOS OATEY						
Código	Empaque	Descripción	Capacidad en Litros	Equivalencia en sistema ingles	Imagen	Unidad
36-31405	10	3/4" ID CEPILLO PARA ACOPLER		3/4"		PZA
36-31407	10	CEPILLO 4 EN 1		0		PZA
36-31411	10	LIJA 1.5"X 2 YDS. GRANO 120		0		PZA
36-31412	10	1/2" CEPILLO ESCAREADOR		1/2"		PZA
36-31413	10	3/4" CEPILLO ESCAREADOR		3/4"		PZA

PLOMERIA				
Código	Empaque	Descripción	Imagen	Unidad
40-7516	24	ANILLO DE CERA CON GUIA/SOPORTE		PZA
40-7510	48	ANILLO DE CERA BASICO		PZA
40-200AM-133	25	VALVULA DE LLENADO PARA SANITARIO INCLUYE: FILTRO Y VASTAGO DE 7/8"		PZA
40-400A133	25	VALVULA DE LLENADO PARA SANITARIO ALTURA AJUSTABLE (9"-14"), AJUSTE UNIVERSAL PARA SANITARIOS DE 1 Y 2 PIEZAS		PZA
40-507A133	10	VALVULA DE DESCARGA CON SAPO/FAPPER INCLUYE SAPO/TAPON		PZA
40-100AK133	14	JUEGO DE REPARACION PARA SANITARIO CONTIENE: VALVULA DE DESCARGA, VALVULA DE ADMINISION TIPO BOLA, SAPO/FLAPPER, PALANCA CROMADA, 3 PERNOS, VASTAGO 7/8" Y EMPAQUE ESPONJOSO		PZA

PLOMERIA PVC					
Código	Empaque	Descripción	Equivalencia en Pulgadas	Imagen	Unidad
40-100-01	50	TRAMPA PARA LAVABO DE PVC 1 1/2"	1 1/2"		PZA
40-100-02	50	DESCARGA CENTRAL PARA FREGADERO DE PVC			PZA
40-250-05	120	COPLER DE COMPRESION DE PVC 1/2"	1/2"		PZA
40-250-07	120	COPLER DE COMPRESION DE PVC 3/4"	3/4"		PZA
40-250-10	100	COPLER DE COMPRESION DE PVC 1"	1"		PZA
40-250-12	25	COPLER DE COMPRESION DE PVC 1 1/4"	1 1/4"		PZA
40-250-15	15	COPLER DE COMPRESION DE PVC 1 1/2"	1 1/2"		PZA
40-250-20	24	COPLER DE COMPRESION DE PVC 2"	2"		PZA
40-250-25	3	COPLER DE COMPRESION DE PVC 2 1/2"	2 1/2"		PZA
40-250-30	8	COPLER DE COMPRESION DE PVC 3"	3"		PZA
40-250-40	2	COPLER DE COMPRESION DE PVC 4"	4"		PZA
40-250-60		COPLER DE COMPRESION DE PVC 6"	6"		PZA
40-600-05	400	TUERCA UNION PVC 1/2"	1/2"		PZA
40-600-07	300	TUERCA UNION PVC 3/4"	3/4"		PZA
40-600-10	200	TUERCA UNION PVC 1"	1"		PZA
40-600-12	25	TUERCA UNION PVC 1 1/4"	1 1/4"		PZA
40-600-15	25	TUERCA UNION PVC 1 1/2"	1 1/2"		PZA
40-600-20	32	TUERCA UNION PVC 2"	2"		PZA
40-600-25	8	TUERCA UNION PVC 2 1/2"	2 1/2"		PZA
40-600-30	9	TUERCA UNION PVC 3"	3"		PZA
40-600-40	5	TUERCA UNION PVC 4"	4"		PZA






VALVULAS PVC						
Código	Empaque	Descripción	Equivalencia en Pulgadas	Imagen	Unidad	
40-2622-005	50	VALVULA BOLA PVC UTILITY CEMENTAR 1/2" (SPEARS)	1/2"		PZA	
40-2622-007	25	VALVULA BOLA PVC UTILITY CEMENTAR 3/4" (SPEARS)	3/4"		PZA	
40-2622-010	25	VALVULA BOLA PVC UTILITY CEMENTAR 1" (SPEARS)	1"		PZA	
40-2622-012	20	VALVULA BOLA PVC UTILITY CEMENTAR 1 1/4" (SPEARS)	1 1/4"		PZA	
40-2622-015	20	VALVULA BOLA PVC UTILITY CEMENTAR 1 1/2" (SPEARS)	1 1/2"		PZA	
40-2622-020	10	VALVULA BOLA PVC UTILITY CEMENTAR 2" (SPEARS)	2"		PZA	
40-2622-030	1	VALVULA BOLA PVC UTILITY CEMENTAR 3" (SPEARS)	3"		PZA	
40-2622-040	1	VALVULA BOLA PVC UTILITY CEMENTAR 4" (SPEARS)	4"		PZA	
40-400-05	210	VALVULA BOLA DE PVC PARA CEMENTAR STANDARD 1/2"	1/2"			PZA
40-400-07	168	VALVULA BOLA DE PVC PARA CEMENTAR STANDARD 3/4"	3/4"			PZA
40-400-10	105	VALVULA BOLA DE PVC PARA CEMENTAR STANDARD 1"	1"	PZA		
40-400-12	60	VALVULA BOLA DE PVC PARA CEMENTAR STANDARD 1 1/4"	1 1/4"	PZA		
40-400-15	50	VALVULA BOLA DE PVC PARA CEMENTAR STANDARD 1 1/2"	1 1/2"	PZA		
40-400-20	32	VALVULA BOLA DE PVC PARA CEMENTAR STANDARD 2"	2"	PZA		
40-400-25	20	VALVULA BOLA DE PVC PARA CEMENTAR STANDARD 2 1/2"	2 1/2"	PZA		
40-400-30	12	VALVULA BOLA DE PVC PARA CEMENTAR STANDARD 3"	3"	PZA		
40-400-40	6	VALVULA BOLA DE PVC PARA CEMENTAR STANDARD 4"	4"	PZA		
40-425-05	210	VALVULA BOLA DE PVC CON ROSCA STANDARD 1/2"	1/2"			PZA
40-425-07	168	VALVULA BOLA DE PVC CON ROSCA STANDARD 3/4"	3/4"		PZA	
40-425-10	105	VALVULA BOLA DE PVC CON ROSCA STANDARD 1"	1"		PZA	
40-425-12	25	VALVULA BOLA DE PVC CON ROSCA STANDARD 1 1/4"	1 1/4"		PZA	
40-425-15	50	VALVULA BOLA DE PVC CON ROSCA STANDARD 1 1/2"	1 1/2"		PZA	
40-425-20	32	VALVULA BOLA DE PVC CON ROSCA STANDARD 2"	2"		PZA	

FUTURA INDUSTRIAL, S.A. DE C.V.

Corporativo: Ave. Todos los Santos no. 12402 Parque Industrial Pacifico II Tijuana, Baja California C.P. 22412

Tel: 664 660 63 63

www.futuraindustrial.com

VALVULAS PVC					
Código	Empaque	Descripción	Equivalencia en Pulgadas	Imagen	Unidad
40-403-005		VALVULA BOLA UNION SENCILLA 1/2"	1/2"		PZA
40-403-007		VALVULA BOLA UNION SENCILLA 3/4"	3/4"		PZA
40-403-010		VALVULA BOLA UNION SENCILLA 1"	1"		PZA
40-403-012		VALVULA BOLA UNION SENCILLA 1 1/4"	1 1/4"		PZA
40-403-015		VALVULA BOLA UNION SENCILLA 1 1/2"	1 1/2"		PZA
40-403-020		VALVULA BOLA UNION SENCILLA 2"	2"		PZA
40-405-020		VALVULA MARIPOSA 2"	2"		PZA
40-405-030		VALVULA MARIPOSA 3"	3"		PZA
40-405-040		VALVULA MARIPOSA 4"	4"		PZA
40-405-060		VALVULA MARIPOSA 6"	6"		PZA
40-PCP-05	168	VALVULA BOLA PCP 1/2"	1/2"		PZA
40-PCP-07	80	VALVULA BOLA PCP 3/4"	3/4"		PZA
40-PCP-10	48	VALVULA BOLA PCP 1"	1"		PZA
40-PCP-12	30	VALVULA BOLA PCP 1 1/4"	1 1/4"		PZA
40-PCP-15	24	VALVULA BOLA PCP 1 1/2"	1 1/2"		PZA
40-PCP-20	16	VALVULA BOLA PCP 2"	2"		PZA
40-PCP-30	3	VALVULA BOLA PCP 3"	3"		PZA
40-451-05	120	VALVULA CHECK DE PVC 1/2"	1/2"		PZA
40-451-07	120	VALVULA CHECK DE PVC 3/4"	3/4"		PZA
40-451-10	16	VALVULA CHECK DE PVC 1"	1"		PZA
40-451-12	48	VALVULA CHECK DE PVC 1 1/4"	1 1/4"		PZA
40-451-15	32	VALVULA CHECK DE PVC 1 1/2"	1 1/2"		PZA
40-451-20	16	VALVULA CHECK DE PVC 2"	2"		PZA
40-700-05		VALVULA BOLA CPVC-CTS 1/2"	1/2"		PZA
40-700-07		VALVULA BOLA CPVC-CTS 3/4"	3/4"		PZA
40-700-10		VALVULA BOLA CPVC-CTS 1"	1"		PZA
40-700-12		VALVULA BOLA CPVC-CTS 1 1/4"	1 1/4"		PZA
40-700-15		VALVULA BOLA CPVC-CTS 1 1/2"	1 1/2"		PZA
40-700-20		VALVULA BOLA CPVC-CTS 2"	2"		PZA

VALVULAS HAYWARD PVC					
Código	Empaque	Descripción	Equivalencia en Pulgadas	Imagen	Unidad
40-QVC1005SSEW	210		1/2"		PZA
40-QVC1007SSEW	140		3/4"		PZA
40-QVC1010SSEW	100	VALVULA BOLA COMPACTA BLANCA PVC	1"		PZA
40-QVC1012SSEW	60		1 1/4"		PZA
40-QVC1015SSEW	40	JUNTAS TORICAS EPDM	1 1/2"		PZA
40-QVC1020SSEW	30	SOLO CEMENTAR	2"		PZA
40-QVC1025SSEW	12	PRESION DE TRABAJO: 150 PSI	2 1/2"		PZA
40-QVC1030SSEW	8		3"		PZA
40-QVC1040SSEW	6		4"		PZA
40-QVC1005TSEW	210		1/2"		PZA
40-QVC1007TSEW	140	VALVULA BOLA COMPACTA BLANCA PVC	3/4"		PZA
40-QVC1010TSEW	100		1"		PZA
40-QVC1012TSEW	60	JUNTAS TORICAS EPDM	1 1/4"		PZA
40-QVC1015TSEW	40	SOLO CON ROSCA	1 1/2"		PZA
40-QVC1020TSEW	30	PRESION DE TRABAJO: 150 PSI	2"		PZA
40-QVC1025TSEW	12		2 1/2"		PZA
40-QVC1030TSEW	8		3"		PZA
40-QVC1040TSEW	6		4"		PZA
40-QVC1005SSEG	210		1/2"		PZA
40-QVC1007SSEG	140		3/4"		PZA
40-QVC1010SSEG	100	VALVULA BOLA COMPACTA GRIS PVC	1"		PZA
40-QVC1012SSEG	60		1 1/4"		PZA
40-QVC1015SSEG	40	JUNTAS TORICAS EPDM	1 1/2"		PZA
40-QVC1020SSEG	30	SOLO CEMENTAR	2"		PZA
40-QVC1025SSEG	12	PRESION DE TRABAJO: 150 PSI	2 1/2"		PZA
40-QVC1030SSEG	8		3"		PZA
40-QVC1040SSEG	6		4"		PZA
40-QVC1005TSEG	210		1/2"		PZA
40-QVC1007TSEG	140	VALVULA BOLA COMPACTA GRIS PVC	3/4"		PZA
40-QVC1010TSEG	100		1"		PZA
40-QVC1012TSEG	60	JUNTAS TORICAS EPDM	1 1/4"		PZA
40-QVC1015TSEG	40	SOLO CON ROSCA	1 1/2"		PZA
40-QVC1020TSEG	30	PRESION DE TRABAJO: 150 PSI	2"		PZA
40-QVC1025TSEG	12		2 1/2"		PZA
40-QVC1030TSEG	8		3"		PZA
40-QVC1040TSEG	6		4"		PZA
40-QTA1005CSEW	140	VALVULA BOLA TRUE UNION BLANCA PVC	1/2"		PZA
40-QTA1007CSEW	80		3/4"		PZA
40-QTA1010CSEW	50	JUNTAS TORICAS EPDM	1"		PZA
40-QTA1015CSEW	20	CONEXIONES DE CEMENTAR O EXTREMOS	1 1/2"		PZA
40-QTA1020CSEW	18	ROSCADOS	2"		PZA
40-QTA1020CSEW	18	PRESION DE TRABAJO: 150 PSI	2"		PZA
40-QTA1005CSEG	140	VALVULA BOLA TRUE UNION GRIS PVC	1/2"		PZA
40-QTA1007CSEG	80		3/4"		PZA
40-QTA1010CSEG	50	JUNTAS TORICAS EPDM	1"		PZA
40-QTA1015CSEG	20	CONEXIONES DE CEMENTAR O EXTREMOS	1 1/2"		PZA
40-QTA1020CSEG	18	ROSCADOS	2"		PZA
40-QTA1020CSEG	18	PRESION DE TRABAJO: 150 PSI	2"		PZA
40-QV1T050SE	36	VALVULA BOLA COMPACTA QV1 GRIS PVC	1/2"		PZA
40-QV1T100SE	24		1"		PZA
40-QV1T150SE	12	JUNTAS TORICAS EPDM	1 1/2"		PZA
40-QV1T200SE	12	SOLO CEMENTAR	2"		PZA
40-QV1T050TE	36	VALVULA BOLA COMPACTA QV1 GRIS PVC	1/2"		PZA
40-QV1T100TE	24		1"		PZA
40-QV1T150TE	12	JUNTAS TORICAS EPDM	1 1/2"		PZA
40-QV1T200TE	12	SOLO CON ROSCA	2"		PZA

VALVULAS HAYWARD PVC					
Código	Empaque	Descripción	Equivalencia en Pulgadas	Imagen	Unidad
40-TB1050STE	12		1/2"		PZA
40-TB1075STE	12	VALVULA BOLA DOBLE UNION PVC	3/4"		PZA
40-TB1100STE	12		1"		PZA
40-TB1125STE	6	JUNTAS TORICAS EPDM SOLO CEMENTAR	1 1/4"		PZA
40-TB1150STE	6		1 1/2"		PZA
40-TB1200STE	1		2"		PZA
40-TB1250SE	1	VALVULA BOLA DOBLE UNION PVC	2 1/2"		
40-TB1300SE	1	JUNTAS TORICAS EPDM SOLO CON ROSCA	3"	PZA	
40-TB1400SE	1		4"	PZA	
40-TC10050STE	12	VALVULA CHECK TRUE UNION PVC	1/2"		PZA
40-TC10075STE	12		3/4"		PZA
40-TC10100STE	12	JUNTAS TORICAS EPDM	1"		PZA
40-TC10125STE	6	CONEXIONES DE CEMENTAR O EXTREMOS ROSCADOS	1 1/4"		PZA
40-TC10150STE	6		1 1/2"		PZA
40-TC10200STE	1		2"		PZA
40-TC1300SE	1	VALVULA CHECK TRUE UNION PVC	3"		PZA
40-TC1400SE	1	JUNTAS TORICAS EPDM SOLO CEMENTAR PRESION DE TRABAJO: 150 PSI	4"		PZA
40-BYV11020A0EL000	1	VALVULA MARIPOSA BYV PVC	2"		PZA
40-BYV11030A0EL000	1		3"		PZA
40-BYV11040A0EL000	1	REVESTIMIENTOS Y SELLOS DE EPDM VASTAGO DE ACERO INOXIDABLE	4"		PZA
40-BYV11060A0EL000	1	PALANCA DE MANO CON 19 REVOLUCIONES	6"		PZA
40-BYV11080A0EL000	1		8"		PZA
40-BYCN1020E1LGB	8	VALVULA MARIPOSA BYCN PVC	2"		PZA
40-BYCN1025E1LGB	8	REVESTIMIENTOS Y SELLOS DE EPDM	2 1/2"		PZA
40-BYCN1030E1LGB	8	EJE DE ACERO INOXIDABLE TIPO 316	3"		PZA
40-BYCN1040E1LGB	8	MANIJA DE PALANCA AZUL	4"		PZA
40-BYCN1060E1LGB	3	PRESION DE TRABAJO: 150 PSI	6"		PZA
40-BYCS1020E1LGA	8	VALVULA MARIPOSA BYCS PVC	2"		PZA
40-BYCS1025E1LGA	8	REVESTIMIENTOS Y SELLOS DE EPDM	2 1/2"		PZA
40-BYCS1030E1LGA	8	EJE DE ACERO INOXIDABLE TIPO 316	3"		PZA
40-BYCS1040E1LGA	8	MANIJA DE PALANCA ROJO	4"		PZA
40-BYCS1060E1LGA	3		6"		PZA
40-BFAS1020CES	12	TANK ADAPTER PVC ACCESORIO DE MAMPARO PARA PVC SELLOS DE EPDM CUERPO CEMENTAR X ROSCAR TUERCA EXAGONAL PRESION DE TRABAJO: 150 PSI	2"		PZA
40-BFAS1005TES	36	TANK ADAPTER PVC	1"		PZA
40-BFAS1020TES	12	ACCESORIO DE MAMPARO PARA PVC SELLOS DE EPDM	2"		PZA
40-BFAS1030TES	8	CUERPO ROSCADO	3"		PZA
40-BFAS1040TES	1	TUERCA EXAGONAL	4"		PZA




***NOTA: SI REQUIERE OTROS PRODUCTOS O DIAMETROS CONSULTE EL CATALOGO GENERAL DE HAYWARD O LLAME A SU ASESOR**

FUTURA INDUSTRIAL, S.A. DE C.V.

Corporativo: Ave. Todos los Santos no. 12402 Parque Industrial Pacifico II Tijuana, Baja California C.P. 22412

Tel: 664 660 63 63

www.futuraindustrial.com





VALVULAS HAYWARD CPVC					
Código	Empaque	Descripción	Equivalencia en Pulgadas	Imagen	Unidad
40-TB2050STE	12	VALVULA BOLA TRUE UNION GRIS CPVC	1/2"		PZA
40-TB2075STE	12		3/4"		PZA
40-TB2100STE	12	JUNTAS TORICAS EPDM	1"		PZA
40-TB2125STE	6	CONEXIONES DE CEMENTAR O EXTREMOS ROSCADOS	1 1/4"		PZA
40-TB2150STE	6		1 1/2"		PZA
40-TB2200STE	1		2"		PZA
40-TB2250SE	1	VALVULA BOLA TRUE UNION GRIS CPVC	2 1/2"		PZA
40-TB2300SE	1	JUNTAS TORICAS EPDM SOLO CEMENTAR	3"		PZA
40-TB2400SE	1	PRESION DE TRABAJO: 250 PSI	4"		PZA
40-BYV22030A0EL000	1	VALVULA MARIPOSA BYV CPVC	3"		PZA
40-BYV22040A0EL000	1	REVESTIMIENTOS Y SELLOS DE EPDM VASTAGO DE ACERO INOXIDABLE	4"		PZA
40-BYV22060A0EL000	1	PALANCA DE MANO CON 19 REVOLUCIONES PRESION DE TRABAJO: 150 PSI a 70 °F/21 °C	6"		PZA







*NOTA: SI REQUIERE OTROS PRODUCTOS O DIAMETROS CONSULTE EL CATALOGO GENERAL DE HAYWARD O LLAME A SU ASESOR

PLOMERIA CROMADA					
Código	Empaque	Descripción	Equivalencia en Pulgadas	Imagen	Unidad
41-01-015	20	MEZCIADORA INDIVIDUAL METALICA P/LAVABO			PZA
41-02-015	20	MEZCLADORA MONOMANDO METALICA P/LAVABO			PZA
41-02-040	20	MEZCLADORA MONOMANDO ABS P/LAVABO			PZA
41-03-010	20	MEZCLADORA LAVABO BASICA 1/4 VUELTA CROMADA			PZA
41-03-015	20	MEZCLADORA LAVABO 1/4 VUELTA METALICA			PZA
41-03-020	20	MEZCLADORA LAVABO 1/4 VUELTA CROMADA			PZA
41-03-025	20	MEZCLADORA LAVABO 1/4 VUELTA MANERAL CRUZ METALICA			PZA
41-03-030	20	MEZCLADORA LAVABO 1/4 VUELTA MANERAL MANIJA METALICA			PZA
41-40-010	20	MEZCLADORA PARA LAVABO CUELLO CURVO ABS			PZA
41-43-020	20	MEZCLADORA PARA LAVABO ABS 1/4 VUELTA			PZA
41-43-025	20	MEZCLADORA PARA LAVABO ABS MANERAL DE CRUZ			PZA
41-04-015	20	MEZCLADORA BAR 1/4 METALICA			PZA


PLOMERIA CROMADA					
Código	Empaque	Descripción	Equivalencia en Pulgadas	Imagen	Unidad
41-05-015	20	MEZCLADORA FREGADERO 1/4 VUELTA METALICA			PZA
41-05-020	20	MEZCLADORA FREGADERO 1/4 VUELTA CROMADA			PZA
41-05-025	16	MEZCLADORA FREGADERO 1/4 VUELTA MANERAL CRUZ METALICA]			PZA
41-05-030	16	MEZCLADORA FREGADERO 1/4 VUELTA MANERAL MANIJA METALICA			PZA
41-40-020	20	MEZCLADORA DE FREGADERO ABS			PZA
41-40-025	20	MEZCLADORA DE FREGADERO ABS MANERAL DE CRUZ			PZA
41-06-015	20	MEZCLADORA MONOMANDO METALICA P/FREGADER			PZA
41-06-040	20	MEZCLADORA MONOMANDO ABS P/FREGADERO			PZA
41-07-015-2	10	MEZCLADORA REGADERA (JUEGO COMPLETO			PZA
41-07-015-5	16	KIT MEZCLADORA PARA REGADERA CPVC			PZA
41-13-004	200	REGADERA, BRAZO Y CHAPETON CROMADO			PZA
41-13-005	20	REGADERA, BRAZO Y CHAPETON METALICO FORTE			PZA
41-13-006	20	REGADERA, BRAZO Y CHAPETON CROMADO MAGNA			PZA

PLOMERIA CROMADA					
Código	Empaque	Descripción	Equivalencia en Pulgadas	Imagen	Unidad
41-15PP02		VASTAGO COMPRESION PARA JUEGO DE REGADERA GOLD (FUTURA)			PZA
41-15PP03		VASTAGO DE LAVABO 1/4 DE VUELTA			PZA
41-15PP06		VASTAGO DE FREGADERO 1/4 VUELTA			PZA
41-33-0241		JUEGO DE LLAVES ROSCAR P/REGADERA P/EMPOTRAR			JUEGO
41-33-0242		JUEGO DE LLAVES SOLDAR P/REGADERA P/EMPOTRAR			JUEGO
41-33-025		LLAVES ROSCAR P/REGADERA MANERAL CRUZ			JUEGO
41-33-0252		LLAVES SOLDAR P/REGADERA MANERAL CRUZ			JUEGO
41-33-0341		JUEGO DE LLAVES ROSCAR P/REGADERA STANDARD			JUEGO
41-33-0342		JUEGO DE LLAVES SOLDAR P/REGADERA STANDARD			JUEGO
41-6023	50	CONTRACANASTA DE ABS PARA FREGADERO			PZA
41-7024	200	LLAVE ANGULO			PZA
41-7024USA	60	LLAVE ANGULO (USA)			PZA
41-7025		LLAVE ANGULO 1/4 VUELTA			PZA
41-8009U-16	100	MANGUERA ALIMENTADORA P/LAVABO 1/2"x1/2"x16" (USA)	1/2x16"		PZA
41-8009U-20	100	MANGUERA ALIMENTADORA P/LAVABO 1/2"x1/2"x20" (USA)	1/2x20"		PZA
41-8009U-24	100	MANGUERA ALIMENTADORA P/LAVABO 1/2"x1/2"x24" (USA)	1/2x24"		PZA
41-8009U-30	100	MANGUERA ALIMENTADORA P/LAVABO 1/2"x1/2"x30" (USA)	1/2x30"		PZA
41-8009U-36	100	MANGUERA ALIMENTADORA P/LAVABO 1/2"x1/2"x36" (USA)	1/2x36"		PZA
41-8009WU-16	100	MANGUERA ALIMENTADORA PARA W.C. 1/2"x7/8"x16" (USA)	7/8"x16"		PZA
41-8009WU-20	100	MANGUERA ALIMENTADORA PARA W.C. 1/2"x7/8"x20" (USA)	7/8"x20"		PZA

PLOMERIA BRONCE					
Código	Empaque	Descripción	Equivalencia en Pulgadas	Imagen	Unidad
44-100-05	200	LLAVE MANGUERA DE BRONCE 1/2"	1/2"		PZA
44-100-07	160	LLAVE MANGUERA DE BRONCE 3/4"	3/4"		PZA
44-110-05	100	LLAVE MANGUERA DE BRONCE 1/2" (USA)	1/2"		PZA
44-110-07	100	LLAVE MANGUERA DE BRONCE 3/4" (USA)	3/4"		PZA
44-250-05	120	VALVULA ESFERA DE BRONCE CON ROSCA 1/2"	1/2"		PZA
44-250-07	100	VALVULA ESFERA DE BRONCE CON ROSCA 3/4"	3/4"		PZA
44-250-10	60	VALVULA ESFERA DE BRONCE CON ROSCA 1"	1"		PZA
44-250-12	40	VALVULA ESFERA DE BRONCE CON ROSCA 1 1/4"	1 1/4"		PZA
44-250-15	20	VALVULA ESFERA DE BRONCE CON ROSCA 1 1/2"	1 1/2"		PZA
44-250-20	12	VALVULA ESFERA DE BRONCE CON ROSCA 2"	2"		PZA
44-250-25	8	VALVULA ESFERA DE BRONCE CON ROSCA 2 1/2"	2 1/2"		PZA
44-250-30	6	VALVULA ESFERA DE BRONCE CON ROSCA 3"	3"		PZA
44-250-40	4	VALVULA ESFERA DE BRONCE CON ROSCA 4"	4"		PZA
44-500-05	100	COPELE DE COMPRESION BRONCE 1/2"	1/2"		
44-500-07	75	COPELE DE COMPRESION BRONCE 3/4"	3/4"	PZA	

TARJAS					
Código	Empaque	Descripción	Equivalencia en Pulgadas	Imagen	Unidad
45-100-01	5	TARJA SENCILLA ACERO INOX. 25x22x6" (4 HOYOS CAL 22)			PZA
45-100-03	5	TARJA BAR ACERO INOX. 15x15x6" (2 HOYOS CAL 22)			PZA
45-100-02	5	TARJA DOBLE ACERO INOX. 33x22x6" (4 HOYOS CAL 22)			PZA
45-100-04	5	TARJA DOBLE ACERO INOX. 33x22x6" (3 HOYOS CAL 22)			PZA
45-100-05	5	TARJA ESCURRIDERO DER. INOX. 33x22x6" (3 HOYOS CAL 22)			PZA
45-100-06	5	TARJA ESCURRIDERO IZQ. INOX. 33x22x6" (3 HOYOS CAL 22)			PZA

NDS						
Código	Empaque	Descripción	Equivalencia en Pulgadas	Imagen	Unidad	
81-1520-05	20	VALVULA CHECK P/C 1/2" NDS	1/2"		PZA	
81-1520-07	25	VALVULA CHECK P/C 3/4" NDS	3/4"		PZA	
81-1520-10	25	VALVULA CHECK P/C 1" NDS	1"		PZA	
81-1520-12	12	VALVULA CHECK P/C 1 1/4" NDS	1 1/4"		PZA	
81-1520-15	12	VALVULA CHECK P/C 1 1/2" NDS	1 1/2"		PZA	
81-1520-20	12	VALVULA CHECK P/C 2" NDS	2"		PZA	
81-1520-30	4	VALVULA CHECK P/C 3" NDS	3"		PZA	
81-1520-40	1	VALVULA CHECK P/C 4" NDS	4"		PZA	
81-1520-05F	20	VALVULA CHECK C/R 1/2" NDS	1/2"			PZA
81-1520-07F	25	VALVULA CHECK C/R 3/4" NDS	3/4"			PZA
81-1520-10F	25	VALVULA CHECK C/R 1" NDS	1"	PZA		
81-1520-15F	12	VALVULA CHECK C/R 1 1/2" NDS	1 1/2"	PZA		
81-1520-12F	12	VALVULA CHECK C/R 1 1/4" NDS	1 1/4"	PZA		
81-1520-20F	12	VALVULA CHECK C/R 2" NDS	2"	PZA		
81-300-20	130	ABRAZADERA PLASTICA 2"x3/4"	2"x3/4"		PZA	
81-300-25	100	ABRAZADERA PLASTICA 2 1/2"x3/4"	2 1/2"x3/4"		PZA	
81-300-30	100	ABRAZADERA PLASTICA 3"x3/4"	3"x3/4"		PZA	
81-300-40	80	ABRAZADERA PLASTICA 4"x3/4"	4"x3/4"		PZA	
81-300-60	40	ABRAZADERA PLASTICA 6"x3/4"	6"x3/4"		PZA	
81-300-80	30	ABRAZADERA PLASTICA 8"x3/4"	8"x3/4"		PZA	
81-350-20	130	ABRAZADERA PLASTICA 2"x1/2"	2"x1/2"		PZA	
81-350-25	100	ABRAZADERA PLASTICA 2 1/2"x1/2"	2 1/2"x1/2"		PZA	
81-350-30	100	ABRAZADERA PLASTICA 3"x1/2"	3"x1/2"		PZA	
81-350-40	80	ABRAZADERA PLASTICA 4"x1/2"	4"x1/2"		PZA	
81-350-60	40	ABRAZADERA PLASTICA 6"x1/2"	6"x1/2"		PZA	
81-350-80	30	ABRAZADERA PLASTICA 8"x1/2"	8"x1/2"		PZA	
81-1200	72	CAJA NEGRA PARA MEDIDOR DE AGUA DIMENSIONES 14 "x 19" x 12 " TAPA DE PLASTICO EMPOTRABLE CON LECTOR DE MEDIDOR DE PLASTICO	14"x19"x12"			PZA
81-1107BC	250	CAJA CIRCULAR NEGRO/VERDE CUBIERTA SUPERPUESTA-ICV, 6" Dimensiones LxWxH 8.38" x 8.38" x 8.38"	6"			PZA
81-1100BC	180	CAJA CIRCULAR NEGRO/VERDE CUBIERTA SUPERPUESTA-ICV, 10" Dimensiones LxWxH 12 13/16in x 12 13/16in x 10 7/16in	10"			PZA

VALVULAS AVM					
Código	Empaque	Descripción	Equivalencia en Pulgadas	Imagen	Unidad
90-AVM-020	1	VALVULA COMPUERTA BRIDADA AVM C-515 2"	2"		PZA
90-AVM-030	1	VALVULA COMPUERTA BRIDADA AVM C-515 3"	3"		PZA
90-AVM-040	1	VALVULA COMPUERTA BRIDADA AVM C-515 4"	4"		PZA
90-AVM-060	1	VALVULA COMPUERTA BRIDADA AVM C-515 6"	6"		PZA
90-AVM-080	1	VALVULA COMPUERTA BRIDADA AVM C-515 8"	8"		PZA
90-AVM-100	1	VALVULA COMPUERTA BRIDADA AVM C-515 10"	10"		PZA
90-AVM-120	1	VALVULA COMPUERTA BRIDADA AVM C-515 12"	12"		PZA

FUTURA 2022

"LA TUBERIA DE TU PROYECTO"

[Regresar](#)



CERTIFICADOS CON:

EN PROCESO DE
CERTIFICACION CON:



*Certificación
Mexicana, S.C.*

